



Oregon City School District No. 62

2016-2017

ADOPTED BUDGET



Mission

With high expectations, we engage all students in meaningful learning activities to prepare them for successful lives.

Vision

In our ideal future, Oregon City School District is a truly great community of learners in which students are engaged in genuine, meaningful learning. Every student has an educational plan, and the tools and support to pursue their educational goals. All students are engaged in fulfilling, robust learning activities that are driven by each student's educational plan. Partnerships within the local, national, and global communities provide students enriching educational and life experiences. All students are involved in community partnerships that promote respect, honesty, service, and learning. A wide variety of expanded learning opportunities ensures a comprehensive education that prepares each student for success. The district is characterized as rigorously pursuing and securing additional funding to support student learning.

TABLE OF CONTENTS

2016-2017 ADOPTED BUDGET DOCUMENT

BUDGET MESSAGE	I
BUDGET COMMITTEE/STAFF LISTING	V
FINANCIAL SUMMARY.....	VI
GENERAL FUND SUMMARY OF RESOURCES/REQUIREMENTS	VII
GENERAL FUND SUMMARY OF REQUIREMENTS:	
BY FUNCTION	IX
BY OBJECT.....	XIII
BY FUNCTION AND OBJECT.....	XV
DETAILED GENERAL FUND RESOURCES	1
DETAILED GENERAL FUND REQUIREMENTS BY FUNCTION/OBJECT.....	2
SPECIAL REVENUE FUND.....	19
BOND DEBT SERVICE FUND.....	29
PERS UAL DEBT SERVICE FUND.....	31
TRANSPORTATION AND MAINTENANCE FACILITY DEBT SERVICE FUND.....	33
CAPITAL PROJECTS FUND.....	35
RISK MANAGEMENT FUND.....	38
TRUST AND AGENCY FUND	41

TO: Members of the Budget Committee

DATE: May 23, 2016

SUBJECT: Superintendent's Budget Message

This message transmits to the Budget Committee the administration's recommended budget for the Oregon City Public Schools for fiscal year 2016-17. It contains revenue and expenditure recommendations to fund educational and support programs for the period of July 1, 2016 through June 30, 2017, and is prepared under a modified accrual basis of accounting.

Budget Development Process

The 2016-17 budget development process has been guided by the goal to sustain existing core academic programs and supports, including class size and a full calendar for students and staff. The budget presented here is based upon a \$7.376 billion state funding level for the 2015-17 biennium, which amounts to a combined projected revenue increase of \$2,013,844.

On April 18, 2016, I presented the School Board with a framework for developing the 2016-17 proposed budget document. That framework proposed a plan that, with additional revenue in the second year of the biennium, sustains the current level of services. The budget presented here reflects, although not perfectly, the parameters set out in the budget development framework. It assumes a continuation of investment decisions made for the first year of the 2015-17 biennium, most significantly a full-day Kindergarten program and a full school year. Once again, we must thank our employees for the sacrifices made over the last several years in order to balance budgets.

The School Board, joined by the community members of the Budget Committee, held its first budget work session in February 2016. The agenda included an update of the 2016-17 financial forecast. Similar information was provided during meetings with administrators and leaders of both associations. Subsequent budget work sessions were held in March and April to update information, include current year financial information as well as present emerging needs. In April, the Board provided guidance for the preparation of this budget.

In addition to maintaining current service levels, this budget makes a small investment in instructional materials and student technology. Even with a projected decline in enrollment, a small staffing increase will result from the expansion and refinement of existing and developing programs. Building and department allocations in this budget are very similar to the previous year, which continues to limit our ability to replace furniture, make building improvements, and meet the demand for new instructional materials. Significant differences between the 2015-16 adopted budget and the 2016-17 proposed budget include:

\$200,000 investment of replacement of student technology

\$40,000 support of the District telephone system

\$40,000 expenditure of information technology for Human Resources support

\$100,000 transfer from General Fund to Transportation Equipment Fund

\$60,000 transfer from General Fund to Textbook Fund

\$50,000 transfer from General Fund to Risk Management Fund

The budget was assembled and “cross-walked” where appropriate in accordance with the revised *Program Budgeting and Accounting Manual for School Districts* as mandated by the Oregon Legislature and adopted by the State Board of Education. This is a current service level budget with the following exceptions:

Resources

The 2016-17 state school fund estimate released by the Oregon Department of Education (ODE) on May 9th reflects an appropriation of \$3.747 billion for the 2016-17 school year. The district’s budget for 2016-17 is based on a state school fund appropriation of \$7.376 billion for the 2015-17 biennium.

Given a state school fund appropriation of \$3.747 billion, the district’s general fund resources for 2016-17 are expected to be \$77,106,877. This is an increase of 3% compared to last year’s \$75.09 million. The revenue increase is the result of increased state school fund revenues, largely due to the available funding of full day kindergarten, and higher state and local property tax collections.

Expenditures

The 2016-17 budget reflects \$77,106,877 in projected expenditures. Budgeted expenditures have risen due to increases that include increased staffing, salary expenses and an increase for supplies and materials. Negotiations with employee groups (OCEA and OSEA) are ongoing. Final settlements, when reached, will also have an impact on this budget.

Budgeted expenditures for 2016-17 (not including planned reserves) are expected to be \$76,946,687 or 5.6% higher than the 2015-16 amended budget, minus planned reserves, of \$71.5 million. The district continues to face the long-term challenge of maintaining current service levels, including a full-school calendar for students and staff, and funding anticipated required retirement costs while revenue increases fail to keep pace.

Fund Balance

School Board policy calls for maintaining an ending fund balance between 5-10% of the total budgeted revenue. In keeping with the policy, the ending fund balance for 2015-16 should be approximately \$3.75 million. (The ending fund balance then becomes the beginning fund balance for the next year.) Because of the need to significantly reduce budgeted expenditures over six budgets (2009-15), the district continues the recent practice of tightening its budgeting parameters

and thus reducing ending fund balance. It is probable that the 2016-17 ending fund balance will be in the 3.5%-5.0% range which would require the Board to adopt a plan to eventually restore the fund balance to the policy minimum.

For 2016-17, the projected ending fund balance is \$4.00 million or 5% of the budgeted revenue. Any unanticipated, one time revenue adjustments will increase the 2016-17 ending fund balance. (The ending fund balance is a combination, unappropriated fund balance and operating contingency.) The 2015-16 ending fund balance is \$3.5 million or 5% of budgeted revenue.

Challenges

After so many years of budget cuts, the number of options to balance the budget has dwindled. In Oregon, schools are largely funded through the state budget by income taxes, which mean that schools experience a roller-coaster ride with the ups and downs of the economy. Over the past decade, the public schools' share of the state general fund has gone from 44.8% to 39.7%. If the K-12 share of the state's general fund in 2015-17 were the same as it was in 2003-05, the allocation for this biennium would increase by approximately \$1 billion. Oregon City's challenge has been, and continues to be a statewide challenge of revenue deficiency. In addition to restricted growth in state revenues, Oregon City School District continues to face several challenges looking forward:

- **Declining enrollment:** It appears that we're soon coming to the end of several years of declining enrollment. The loss of revenue from this decline has been substantial. We expect to see some years of slow growth that will be a boost to our financial picture in the short term.
- **PERS:** The Oregon Supreme Court has overturned the PERS reforms of the 2013 Legislative Session. A substantial PERS rate increase is expected to begin in 2017-19. This is not just an Oregon City School District issue but a state wide issue for all governmental agencies including school districts.
- **Technology:** Computers, iPads, document cameras, and SMART boards are standard instructional equipment in most of our classrooms. In addition, computer labs or laptop carts are an essential component of our state assessment system. The maintenance and replacement of this equipment places a stress on building and district budgets. A \$200,000 budgeted item for replacement of student computers is within the 2016-17 proposed budget.
- **Maintenance:** We continue to keep up fairly well with our roof and other long-term maintenance needs. However, two major system replacements loom in our future – replacement of turf on our sports field and replacement of major HVAC equipment at the high school. We expect the turf to last another four to six years if maintained and may see a need for HVAC replacements in the next few years.
- **Improved student learning:** The major challenge we face is the ability to maintain the momentum we've built in our school improvement efforts. We've seen substantial growth in many areas of student learning as reflected by our students' performance on state assessments. Maintaining and improving these achievements will require increased investments in instructional materials, professional development, instructional time, instructional support staff, and lower class sizes.

- Resource inequity: The district struggles to provide comparable programs and facilities to other Portland-Metropolitan area school systems with significantly higher resources available because of a local option tax and large capital improvement bonds. In an environment of open enrollment and anticipated teacher shortages, the district could soon struggle to maintain enrollment and highly qualified staff.

Building the Budget

A budget is a plan built on forecasts, estimates, and assumptions. Developing a plan for 2016-17 was guided by the priority of preserving direct services to students and maintaining a full school calendar.

The district business office personnel are responsible for bringing all requests and suggestions for expenditures into focus and developing a proposed budget for the Board of Education and the Budget Committee. A public hearing is scheduled on Monday, June 20, 2016, at 6:00 p.m. in the District's Board Room (Jackson Campus, 1306 Twelfth Street, Oregon City, OR 97045).

Fortunately, the state's economy seems to be making a slow but steady recovery, the Governor and legislature have signaled their commitment to increase investment in K-12 funding over time, and the prospect for additional state funding still exists. However, our current reality continues to be challenging. The budget the Board adopts may undergo revisions while maintaining core academic programs and supports. As we move toward approving a budget for the 2016-17 school year, we must remember that our mission is undaunted by our available resources—we remain responsible for ensuring a quality education for all students no matter what the funding level.

Respectfully submitted,

Larry Didway
Superintendent of Schools

BUDGET COMMITTEE AND STAFF LISTING 2016-2017

<u>MEMBERS OF THE BOARD OF EDUCATION:</u>	<u>Position Number:</u>	<u>Term:</u>
Troy Bolinger	1	June 30, 2017
Nicole White	2	June 30, 2019
Connie Curteman	3	June 30, 2017
Evon Tekorius	4	June 30, 2017
Siobhan Gwozdz	5	June 30, 2019
Chris Storey	6	June 30, 2019
Cameron Seward	7	June 30, 2019

<u>BUDGET COMMITTEE:</u>		
Teri Sipes	1	June 30, 2017
Lisa Bui	2	June 30, 2017
Paul Collins	3	June 30, 2018
Shawn Dachtler	4	June 30, 2016
Shelley McCoy	5	June 30, 2016
Amy Moran	6	June 30, 2018
Paul Kelly	7	June 30, 2017

EX OFFICIO MEMBERS:

Julie Salisbury, Oregon School Employees Association (OSEA)
 Cindy Williams, Oregon City Education Association (OCEA)

ISSUED BY SCHOOL DISTRICT NO. 62, CLACKAMAS COUNTY, OREGON

Larry Didway, Superintendent/Clerk
 Mike Hyder, Director of Special Programs
 John Ogden, Director of Human Resources
 Cyndi Panko, Director of Special Services
 Mary Larson, Chief Financial Officer/Budget Officer
 Wes Rogers, Director of Operations
 Carol Sanders, Director of School Improvement

FINANCIAL SUMMARY

For the Ensuing Fiscal Year Beginning July 1, 2016

TAX LEVY COMPUTATION	General Fund (2)	Special Revenue (3)	Debt Service (4)	Capital Projects (5)	Internal Service (6)	Trust/ Agency (7)	Total
1 Total Requirements	77,106,877	17,446,995	11,443,605	6,749,255	853,500	3,758,443	117,358,675
2 Total Resources Except Tax to be Levied	54,657,582	17,446,995	4,593,605	6,749,255	853,500	3,758,443	88,059,380
3 Revenue Required to Balance Budget (line 1-2)	22,449,295	0	6,850,000	0	0	0	29,299,295
4 Loss Due to Uncollected Taxes	1,419,376		224,670				1,644,046
5 Total Estimated Tax Levy (line 3+4)	23,868,671		7,074,670				30,943,341
6 Estimated Tax Offsets	0		0				0
7 Estimated Taxes Imposed (line 5-6)	23,868,671		7,074,670				30,943,341

For the Current Fiscal Year Beginning July 1, 2015

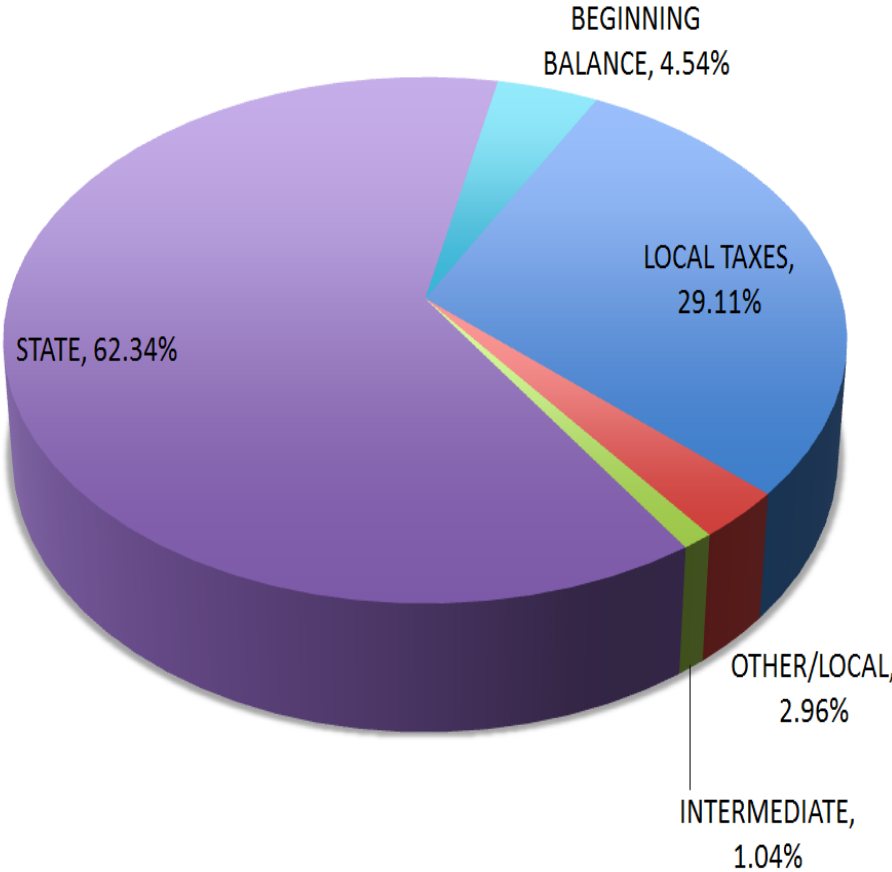
TAX LEVY COMPUTATION	General Fund (2)	Special Revenue (3)	Debt Service (4)	Capital Projects (5)	Internal Service (6)	Trust/ Agency (7)	Total
1 Total Requirements	75,093,033	16,638,061	11,999,510	15,612,840	803,500	3,361,665	123,508,609
2 Total Resources Except Tax to be Levied	52,521,033	16,638,061	5,160,492	15,612,840	803,500	3,361,665	94,097,591
3 Revenue Required to Balance Budget (line 1-2)	22,572,000	0	6,839,018	0	0	0	29,411,018
4 Loss Due to Uncollected Taxes	1,351,115		213,865				1,564,980
5 Total Estimated Tax Levy (line 3+4)	23,923,115		7,052,883				30,975,998
6 Estimated Tax Offsets	0		0				0
7 Estimated Taxes Imposed (line 5-6)	23,923,115		7,052,883				30,975,998

100 GENERAL FUND SUMMARY OF RESOURCES AND REQUIREMENTS

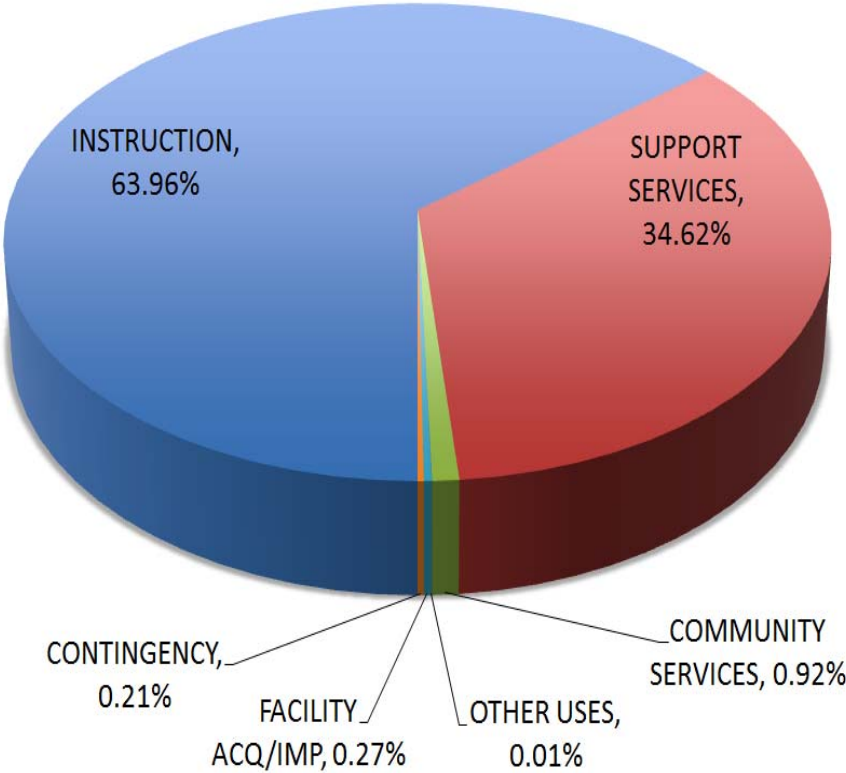
ACCOUNT CODE/ DESCRIPTION	AUDIT DATA FOR PRIOR TWO YEARS		BUDGET THIS YEAR	BUDGET NEXT YEAR 2016-2017		
	2013-2014	2014-2015	2015-2016	PROPOSED	APPROVED	ADOPTED
GENERAL FUND RESOURCES						
1000 Total From Local Sources	2,169,990	2,062,708	2,483,950	2,274,670	2,274,670	2,274,670
2000 Total From Intermediate Sources	64	383,587	973,000	805,000	805,000	805,000
3000 Total From State Sources	43,488,821	47,070,582	46,373,291	48,067,912	48,067,912	48,067,912
4000 Total From Federal Sources	41,377	9,821	10,000	10,000	10,000	10,000
5000 Total From Other Sources	250,000	250,000				
Beginning Net Working Capital	3,007,304	3,337,455	3,505,792	3,500,000	3,500,000	3,500,000
Current Year Taxes	20,242,277	21,728,989	21,747,000	22,449,295	22,449,295	22,449,295
Taxes Required to Balance Budget						
TOTAL GENERAL FUND RESOURCES	69,199,833	74,843,142	75,093,033	77,106,877	77,106,877	77,106,877
GENERAL FUND REQUIREMENTS						
1000 Total Instruction	43,023,329	45,866,967	48,830,638	49,319,776	49,319,776	49,319,776
2000 Total Support Services	22,195,983	24,259,869	25,386,990	26,695,569	26,695,569	26,695,569
3000 Total Enterprise/Community Services	587,135	671,695	664,995	711,122	711,122	711,122
4000 Facility Acquisition & Construction			10,410	10,410	10,410	10,410
5000 Total Other Uses	55,931	130,000	55,000	210,000	210,000	210,000
6000 Total Contingency			145,000	160,000	160,000	160,000
7000 Unappropriated Fund Balance	3,337,455	3,914,611				
TOTAL GENERAL FUND REQUIREMENTS	69,199,833	74,843,142	75,093,033	77,106,877	77,106,877	77,106,877

2016-2017 ADOPTED BUDGET – OREGON CITY SCHOOL DISTRICT

GENERAL FUND RESOURCES BY SOURCE



GENERAL FUND REQUIREMENTS BY FUNCTION



100 GENERAL FUND SUMMARY BY FUNCTION

ACCOUNT CODE/ DESCRIPTION	AUDIT DATA FOR PRIOR TWO YEARS		BUDGET THIS YEAR	BUDGET NEXT YEAR 2016-2017		
	2013-2014	2014-2015	2015-2016	PROPOSED	APPROVED	ADOPTED
1000 INSTRUCTION						
1100 Regular Instruction	478		19,727	46,397	46,397	46,397
1111 Elementary Instruction	11,832,167	12,703,679	14,898,712	14,388,728	14,388,728	14,388,728
1121 Middle School Instruction	6,406,899	6,653,936	7,072,930	7,018,357	7,018,357	7,018,357
1122 Middle School Extra-Curricular Activities	96,381	109,362	109,438	89,755	89,755	89,755
1131 Senior High Instruction	8,202,139	9,149,597	9,046,686	8,789,121	8,789,121	8,789,121
1132 Senior High Extra-Curricular Activities	499,678	411,501	445,869	421,085	421,085	421,085
1210 Talented and Gifted	32,886	34,647	59,288	59,545	59,545	59,545
1221 Structured Learning Centers	2,283,158	1,815,584	1,544,447	2,135,918	2,135,918	2,135,918
1225 Out of District Programs	2,197,633	2,262,592	2,375,365	1,856,365	1,856,365	1,856,365
1226 Home Instruction	329,055	487,952	418,330	402,692	402,692	402,692
1229 Other Restrictive Programs	1,810,018	1,726,232	1,778,687	2,017,136	2,017,136	2,017,136
1250 Less Restrictive Programs	1,966,441	2,531,469	2,496,621	3,184,172	3,184,172	3,184,172
1271 Remediation	4,141					
1272 Title I		4,241				
128X Alternative Education	519,542	491,860	726,022	900,695	900,695	900,695
1288 Charter Schools	5,364,726	5,978,326	6,200,000	6,259,548	6,259,548	6,259,548
1290 Other Programs	221,311	18,348	35,000	35,000	35,000	35,000
1291 ELL Services	1,256,676	1,487,641	1,603,516	1,715,262	1,715,262	1,715,262
TOTAL INSTRUCTION	43,023,329	45,866,967	48,830,638	49,319,776	49,319,776	49,319,776

100 GENERAL FUND SUMMARY BY FUNCTION

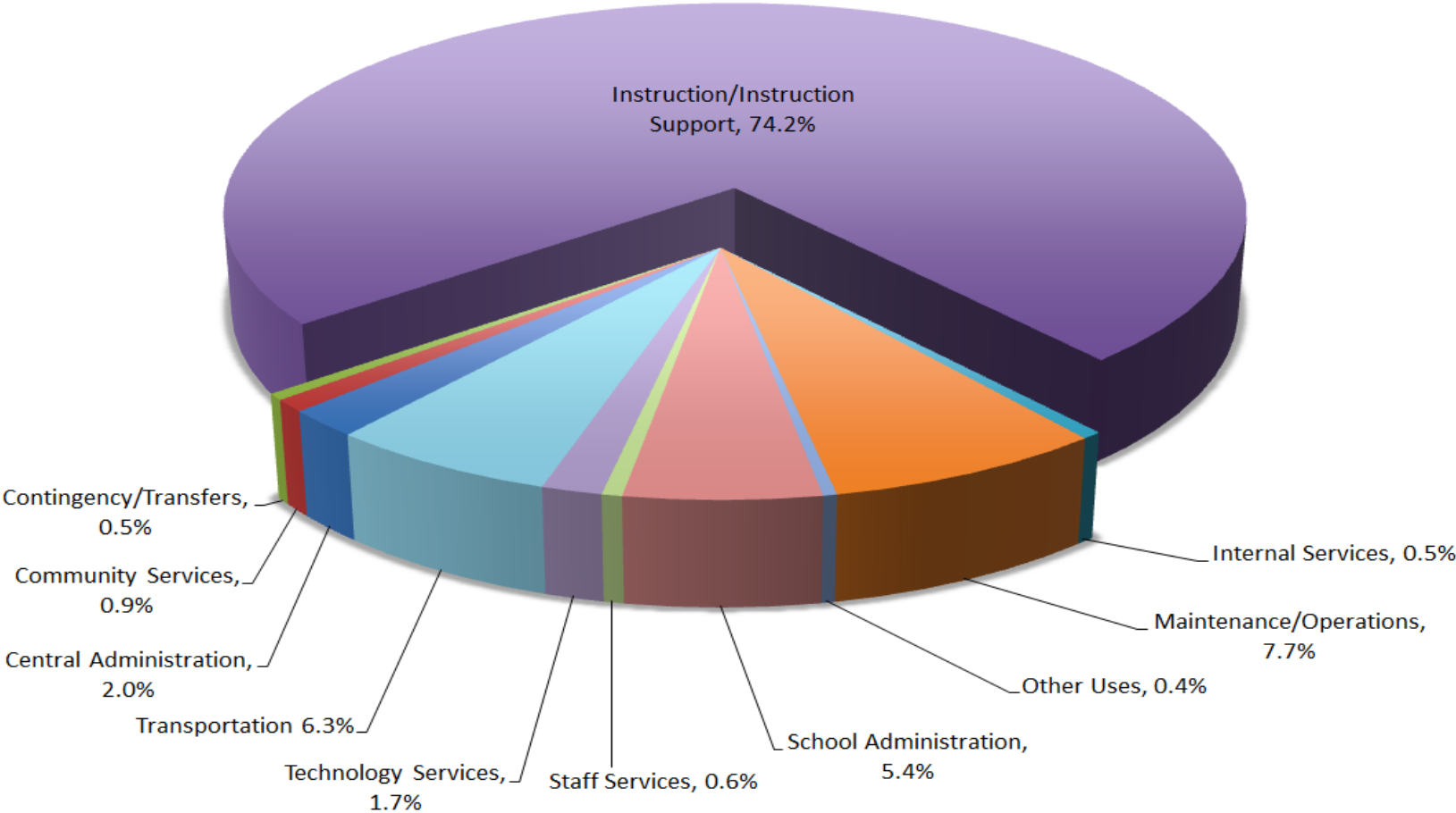
ACCOUNT CODE/ DESCRIPTION	AUDIT DATA FOR PRIOR TWO YEARS		BUDGET THIS YEAR	BUDGET NEXT YEAR 2016-2017		
	2013-2014	2014-2015	2015-2016	PROPOSED	APPROVED	ADOPTED
2000 SUPPORT SERVICES						
211x Attendance and Social Work	203,756	180,406	185,973	196,035	196,035	196,035
2120 Guidance Services	1,642,323	1,732,800	1,825,472	1,789,824	1,789,824	1,789,824
2130 Health Services	335,337	394,843	427,399	491,601	491,601	491,601
2140 Psychological Services	338,025	457,162	556,537	512,475	512,475	512,475
2150 Speech/Audiology Services	1,000,921	1,102,438	1,133,837	1,193,179	1,193,179	1,193,179
2160 Other Student Treatment Services	154,969	300,944	233,290	256,034	256,034	256,034
2190 Special Ed./Alternative Ed. Direction	269,265	777,693	1,324,490	1,567,111	1,567,111	1,567,111
2195 ELL/Other Special Programs Direction	88,831	108,224	109,099	112,755	112,755	112,755
2210 Improvement of Instruction Services	257,333	290,884	310,368	329,597	329,597	329,597
2220 Educational Media Services	824,364	897,483	916,087	976,972	976,972	976,972
2230 Assessment and Testing	31,732	47,801	49,453	51,528	51,528	51,528
2240 Instructional Staff Development	286,675	312,727	367,530	379,237	379,237	379,237
2310 Board of Education Services	133,887	136,764	169,552	169,174	169,174	169,174
2320 Executive Administration Services	350,272	366,736	360,426	368,109	368,109	368,109
2410 Office of the Principal	3,773,458	3,827,829	3,678,474	3,976,259	3,976,259	3,976,259
2510 Direction of Business Services	248,859	228,359	373,861	288,470	288,470	288,470
2520 Fiscal Services	692,303	756,693	747,403	753,181	753,181	753,181
2540 Operation and Maintenance of Plant	5,260,813	5,688,947	5,693,213	5,904,038	5,904,038	5,904,038
2550 Student Transportation Services	4,228,875	4,585,291	4,857,655	4,836,000	4,836,000	4,836,000
2570 Internal Services	460,235	555,568	406,513	407,660	407,660	407,660
2620 Planning/Research/Evaluation Services	9,543	8,100	9,890	10,187	10,187	10,187
2630 Information Services	105,369	111,790	124,580	145,178	145,178	145,178
2640 Staff and Personnel Services	406,238	378,677	388,916	428,283	428,283	428,283
2660 Technology Services	758,839	700,264	791,417	1,272,792	1,272,792	1,272,792
2700 Supplemental Retirement Program	333,761	311,446	345,555	279,890	279,890	279,890
TOTAL SUPPORT SERVICES	22,195,983	24,259,869	25,386,990	26,695,569	26,695,569	26,695,569

100 GENERAL FUND SUMMARY BY FUNCTION

ACCOUNT CODE/ DESCRIPTION	AUDIT DATA FOR PRIOR TWO YEARS		BUDGET THIS YEAR	BUDGET NEXT YEAR 2016-2017		
	2013-2014	2014-2015	2015-2016	PROPOSED	APPROVED	ADOPTED
3000 ENTERPRISE/COMMUNITY SERVICES						
3300 Community Services	82,870	87,341	105,399	109,057	109,057	109,057
3390 Community Education	504,265	584,354	559,596	602,065	602,065	602,065
3500 Child Care Services						
TOTAL COMMUNITY SERVICES	587,135	671,695	664,995	711,122	711,122	711,122
4000 FACILITY ACQ. & CONSTRUCTION			10,410	10,410	10,410	10,410
5100 DEBT SERVICES						
5200 TRANSFER OF FUNDS	55,931	130,000	55,000	210,000	210,000	210,000
6000 CONTINGENCY			145,000	160,000	160,000	160,000
7000 UNAPPROPRIATED ENDING FUND BALANCE	3,337,455	3,914,611				
TOTAL GENERAL FUND BUDGET BY FUNCTION	69,199,833	74,843,142	75,093,033	77,106,877	77,106,877	77,106,877

2016-2017 ADOPTED BUDGET – OREGON CITY SCHOOL DISTRICT

TOTAL PROGRAM COSTS BY FUNCTION

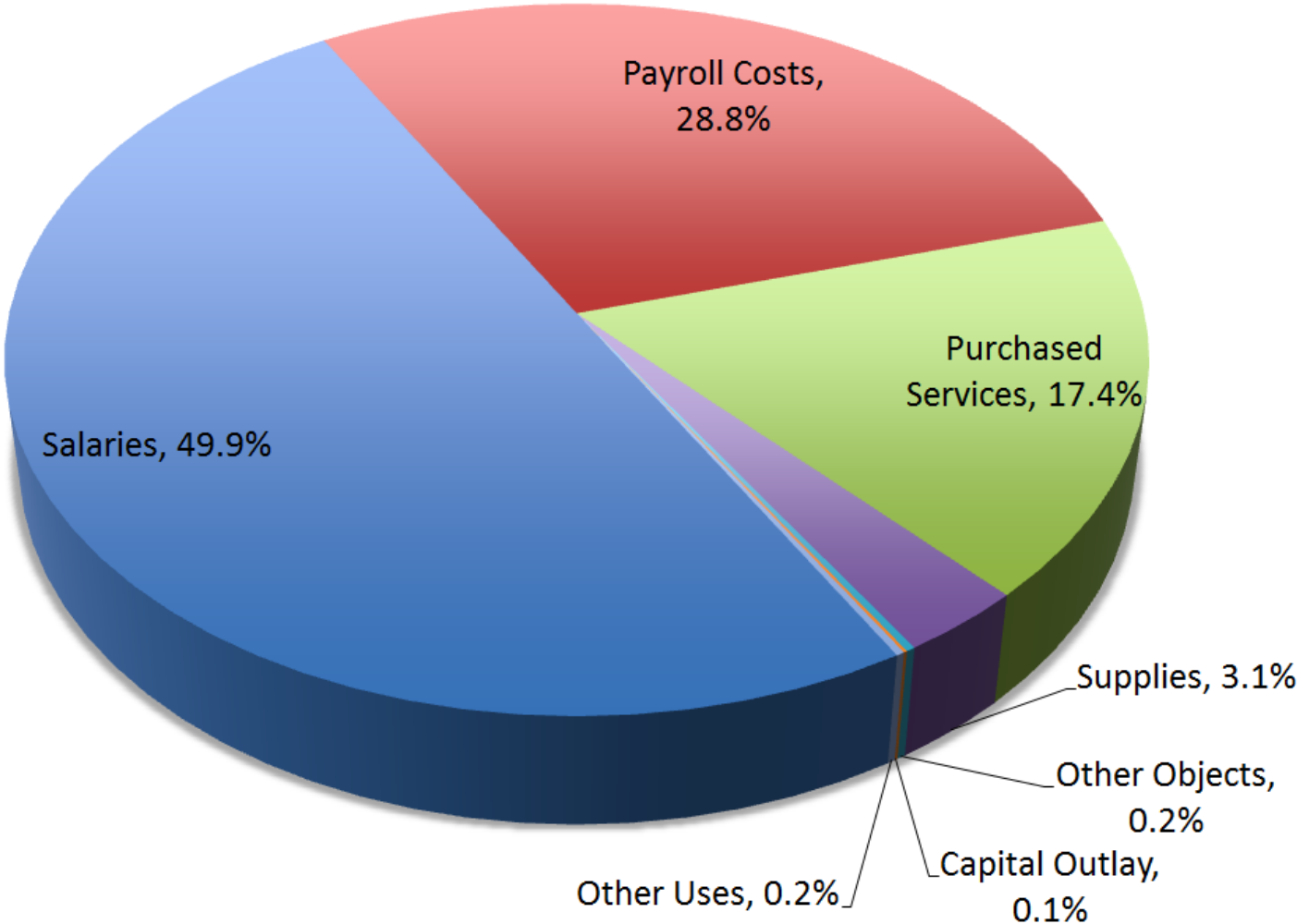


100 GENERAL FUND SUMMARY BY OBJECT

ACCOUNT CODE/ DESCRIPTION	AUDIT DATA FOR PRIOR TWO YEARS		BUDGET THIS YEAR	BUDGET NEXT YEAR 2016-2017		
	2013-2014	2014-2015	2015-2016	PROPOSED	APPROVED	ADOPTED
100 Salaries	33,188,498	35,580,336	37,544,996	38,505,031	38,505,031	38,505,031
2xx Associated Payroll Costs	9,461,173	10,338,649	10,131,900	10,387,677	10,387,677	10,387,677
2xx Contractual Employee Benefits	9,368,434	10,171,524	10,892,468	11,805,844	11,805,844	11,805,844
300 Purchased Services	11,383,880	12,337,196	13,387,027	13,374,198	13,374,198	13,374,198
400 Supplies and Materials	2,017,130	1,880,099	2,696,969	2,418,355	2,418,355	2,418,355
500 Capital Outlay	37,520		70,410	70,710	70,710	70,710
600 Other Objects	349,812	490,727	169,263	175,062	175,062	175,062
700 Transfers	55,931	130,000	55,000	210,000	210,000	210,000
800 Other Uses of Funds	3,337,455	3,914,611	145,000	160,000	160,000	160,000
TOTAL GENERAL FUND BUDGET BY OBJECT	69,199,833	74,843,142	75,093,033	77,106,877	77,106,877	77,106,877

2016-2017 ADOPTED BUDGET – OREGON CITY SCHOOL DISTRICT

TOTAL PROGRAM COSTS BY OBJECT



THIS PAGE INTENTIONALLY LEFT BLANK

100 GENERAL FUND SUMMARY BY FUNCTION / OBJECT

OBJECTS>>		1xx	21x-23x	24x	3xx	4xx	5xx	6xx	
FUNCTION/ DESCRIPTION	Detail Page #'s	Salaries	Associated P/R Costs	Contractual Benefits	Purchased Services	Supplies / Materials	Capital Outlay	Other Objects	TOTAL
1000 INSTRUCTION									
1100 Regular Instruction	2					46,397			46,397
1111 Elementary Instruction Grades K-5	2	9,230,066	2,486,971	2,392,556	36,711	242,424			14,388,728
1121 Middle School Instruction Grades 6-8	2	4,494,691	1,238,260	1,118,912	8,265	146,693	10,300	1,236	7,018,357
1122 Middle School Extra-Curricular Activities	2-3	68,622	16,726		1,803	2,604			89,755
1131 Senior High Instruction Grades 9-12	3	5,726,065	1,579,352	1,323,620	30,205	126,451		3,428	8,789,121
1132 Senior High Extra-Curricular Activities	3	298,551	62,524		45,345	8,069		6,596	421,085
1210 Talented and Gifted	3-4	24,335	4,802		707	28,842		859	59,545
1221 Structured Learning Centers	4	1,242,675	337,427	541,868	5,205	8,743			2,135,918
1225 Out of District Programs	4				1,856,365				1,856,365
1226 Home Instruction	4	267,686	74,850	57,009	1,041	2,106			402,692
1229 Other Restrictive Programs	4-5	1,164,734	295,677	494,563	52,256	9,906			2,017,136
1250 Less Restrictive Programs	5	1,869,390	467,483	824,519	2,811	19,969			3,184,172
1280 Alternative Education	5-6	299,324	70,027	97,181	376,888	56,760		515	900,695
1288 Charter Schools	6				6,259,548				6,259,548
1291 ELL Services	6	1,019,105	270,089	347,562	12,851	65,655			1,715,262
1290 Other Programs	6				35,000				35,000
TOTAL INSTRUCTION		25,705,244	6,904,188	7,197,790	8,725,001	764,619	10,300	12,634	49,319,776

100 GENERAL FUND SUMMARY BY FUNCTION / OBJECT

OBJECTS>>		1xx	21x-23x	24x	3xx	4xx	5xx	6xx	
FUNCTION/ DESCRIPTION	Detail Page #'s	Salaries	Associated P/R Costs	Contractual Benefits	Purchased Services	Supplies / Materials	Capital Outlay	Other Objects	TOTAL
2000 SUPPORT SERVICES									
2110 Attendance and Social Work	6-7	95,251	25,132	49,671	20,076	5,905			196,035
2120 Guidance Services	7-8	1,153,941	300,981	315,084	2,468	9,728		7,622	1,789,824
2130 Health Services	8	177,608	39,516	63,772	201,578	9,020		107	491,601
2140 Psychological Services	8	303,367	74,979	69,106	46,844	18,179			512,475
2150 Speech/Audiology Services	8-9	773,485	214,568	182,382	9,200	10,863		2,681	1,193,179
2160 Other Student Treatment Services	9	141,887	39,855	46,698	14,985	12,609			256,034
2190 Special Ed./Alternative Ed. Direction	9-10	977,748	270,992	252,801	47,828	15,263		2,479	1,567,111
2195 ELL/Other Special Programs Direction	10	64,588	14,502	26,290	4,664	1,245		1,466	112,755
2210 Improvement of Instruction Services	10-11	178,877	53,384	32,113	5,067	58,253		1,903	329,597
2220 Educational Media Services	11-12	500,228	135,872	232,346	16,157	92,106		263	976,972
2230 Assessment & Testing	12	27,790	6,847	16,891					51,528
2240 Instructional Staff Development	12	9,122	1,641	275,000	87,230	6,244			379,237
2310 Board of Education Services	12	27,431	8,046	8,840	103,057	10,349		11,451	169,174
2320 Executive Administration Services	13	197,025	59,694	41,494	53,345	11,727		4,824	368,109
2410 Office of the Principal	13	2,402,282	687,431	733,939	89,695	40,150		22,762	3,976,259
2510 Direction of Business Services	13-14	144,323	41,078	27,717	20,764	3,483	50,000	1,105	288,470
2520 Fiscal Services	14	466,208	120,029	116,880	41,976	6,446		1,642	753,181
2540 Operation and Maintenance of Plant	14-15	2,038,970	554,655	726,898	2,333,074	248,173		2,268	5,904,038
2550 Student Transportation Services	15-17	1,867,586	543,364	1,116,152	570,702	672,524		65,672	4,836,000
2570 Internal Services	17	103,574	26,065	41,898	221,076	11,187		3,860	407,660
2620 Planning/Research/Evaluation Services	17				10,187				10,187
2630 Information Services	17-18	86,706	21,678	18,905	17,246			643	145,178
2640 Staff and Personnel Services	18	196,469	56,372	45,009	106,778	21,478		2,177	428,283
2660 Technology Services	18-19	257,371	67,692	90,530	467,685	360,993		28,521	1,272,792
2700 Early Retirement Program	19	260,000	19,890						279,890
TOTAL SUPPORT SERVICES		12,451,837	3,384,263	4,530,416	4,491,682	1,625,925	50,000	161,446	26,695,569

100 GENERAL FUND SUMMARY BY FUNCTION / OBJECT

OBJECTS>>		1xx	21x-23x	24x	3xx	4xx	5xx	6xx	
FUNCTION/ DESCRIPTION	Detail Page #'s	Salaries	Associated P/R Costs	Contractual Benefits	Purchased Services	Supplies / Materials	Capital Outlay	Other Objects	TOTAL
3000 COMMUNITY SERVICES									
3300 Community Services - General	19	48,573	11,969	21,026	22,455	4,589		445	109,057
3390 Community Education	19-20	299,377	87,257	56,612	135,060	23,222		537	602,065
TOTAL COMMUNITY SERVICES		347,950	99,226	77,638	157,515	27,811		982	711,122
4000 FACILITY ACQ. & CONSTRCUTION	20						10,410		10,410
5100 DEBT SERVICES	20								
5200 TRANSFER OF FUNDS	20							210,000	210,000
TOTAL EXPENDITURES		38,505,031	10,387,677	11,805,844	13,374,198	2,418,355	70,710	385,062	76,946,877
6000 CONTINGENCY	20								160,000
TOTAL GENERAL FUND BUDGET BY FUNCTION									77,106,877

Oregon City School District
100 - General Fund Resources
Total: \$77,106,877
July 01, 2016 to June 30, 2017

	2013/14	2014/15	2015/16		2016/17		2016/17	2016/17	
	Actuals	Actuals	Adopted Budget	FTE	Proposed	FTE	Approved	Adopted	FTE
	\$	\$	\$		\$		\$	\$	
1111 - Current Year Taxes	20,242,277	21,728,991	21,747,000		22,449,295		22,449,295	22,449,295	
1112 - Prior Year Taxes	525,080	435,584	825,000		450,000		450,000	450,000	
1114 - Payments In Lieu Of Taxes	10,386	11,335	15,000		15,000		15,000	15,000	
1190 - Penalties/Int. On Taxes	121,067	110,019	85,000		85,000		85,000	85,000	
1312 - Tuition from Other Dist.	988	33,241	15,000		15,000		15,000	15,000	
1411 - Transp From Individuals	-	-	2,500		2,500		2,500	2,500	
1430 - Misc. Transportation	70,565	83,624	50,000		50,000		50,000	50,000	
1510 - Interest On Investments	110,894	47,347	128,000		129,000		129,000	129,000	
1511 - Unsegregated Interest	859	1,938	1,000		1,000		1,000	1,000	
1711 - Football Gate	30,884	29,727	33,000		33,000		33,000	33,000	
1712 - Basketball Gate	12,651	15,438	10,000		10,000		10,000	10,000	
1713 - Wrestling Gate	1,114	1,238	1,200		1,200		1,200	1,200	
1714 - OCHS Play Receipts	23,711	20,308	20,000		20,000		20,000	20,000	
1715 - Volleyball Gate	-	2,847	2,000		2,000		2,000	2,000	
1716 - Girls Basketball Gate	1,191	-	250		1,300		1,300	1,300	
1741 - Parking Fees	16,700	20,284	20,000		20,000		20,000	20,000	
1745 - HS Athletic Fees	95,869	92,138	90,000		90,000		90,000	90,000	
1746 - MS Athletic Fees	26,916	25,430	15,000		15,000		15,000	15,000	
1821 - Community Ed Tuition	47,677	42,398	50,000		50,000		50,000	50,000	
1822 - Community Ed.-CCC	14,568	10,926	13,000		13,000		13,000	13,000	
1829 - Pre School Revenue	68,927	142,732	105,000		246,670		246,670	246,670	
1831 - Driver's Education Fees	65,745	62,623	65,000		65,000		65,000	65,000	
1841 - MS Athletic Fees - OCCE	22,213	22,133	20,000		20,000		20,000	20,000	
1842 - Elem. Sch Athletic Fees - OCCE	84,331	90,940	90,000		90,000		90,000	90,000	
1911 - Building Rent	73,426	51,865	50,000		50,000		50,000	50,000	
1912 - Building Lease	383,989	317,402	275,000		275,000		275,000	275,000	
1920 - Gifts From Private Source	30	-	-		-		-	-	
1940 - Service Provided To LEA's	40,666	31,147	33,000		33,000		33,000	33,000	
1960 - Recovery Of Pr. Yr. Exp.	78,530	100,875	205,000		205,000		205,000	205,000	
1980 - Fees Charges To Grants	53,724	73,290	65,000		150,000		150,000	150,000	
1990 - Misc Local Revenue	132,575	118,832	135,000		117,000		117,000	117,000	
1991 - 3rd Party Billing(Medicaid)	54,715	67,048	65,000		20,000		20,000	20,000	
2101 - County School Fund	64	1,317	10,000		10,000		10,000	10,000	
2102 - Esd Funds	-	382,269	963,000		795,000		795,000	795,000	
3101 - State School Fund	39,645,200	42,657,003	41,472,779		42,715,701		42,715,701	42,715,701	
3103 - Common School Fund	349,970	1,091,027	743,482		786,255		786,255	786,255	
3105 - State School Fund Transp	3,061,744	2,950,397	3,607,030		4,195,956		4,195,956	4,195,956	
3199 - Unrestricted State Grants	384,867	329,317	500,000		325,000		325,000	325,000	
3204 - Driver Education	47,040	42,840	50,000		45,000		45,000	45,000	
4801 - Federal Forest Fees	41,377	9,821	10,000		10,000		10,000	10,000	
5200 - Interfund Transfers	250,000	250,000	-		-		-	-	
5400 - Beginning Fund Balance	-	-	3,505,792		3,500,000		3,500,000	3,500,000	
Total Resources:	66,192,529	71,505,690	75,093,033		77,106,877		77,106,877	77,106,877	

Oregon City School District
100 - General Fund Requirements
Total: \$77,106,877
July 01, 2016 to June 30, 2017

	2013/14 Actuals	2014/15 Actuals	2015/16 Adopted Budget		2016/17 Proposed		2016/17 Approved	2016/17 Adopted	
	\$	\$	\$	FTE	\$	FTE	\$	\$	FTE
1100 - Regular Instruction									
0121 - Substitutes-Licensed	-	-	19,727		-		-	-	
0410 - Consumable Supplies	478	-	-		46,397		46,397	46,397	
Total Function 1100:	478	-	19,727		46,397		46,397	46,397	
1111 - Elementary Instruction									
0111 - Licensed Salaries	6,925,709	7,400,834	8,517,551	130.90	8,345,551	128.00	8,345,551	8,345,551	128.00
0112 - Classified Salaries	299,055	328,824	473,600	20.31	484,287	20.84	484,287	484,287	20.84
0121 - Substitutes-Licensed	176,789	199,397	255,310		255,310		255,310	255,310	
0122 - Substitutes-Classified	15,402	4,284	6,539		7,084		7,084	7,084	
0131 - Extended Duty Salaries	-	-	51,673		51,673		51,673	51,673	
0132 - Extra Duty Contracts	72,888	79,608	84,739		86,161		86,161	86,161	
0210 - P E R S	1,529,004	1,667,781	1,764,630		1,704,302		1,704,302	1,704,302	
0220 - Social Security Admin	559,419	602,209	658,441		706,145		706,145	706,145	
0231 - Workers Compensation	39,981	49,143	57,699		57,140		57,140	57,140	
0232 - Unemployment Compensation	15,357	16,524	19,646		19,384		19,384	19,384	
0243 - District Paid MSA	667	1,760	2,268		2,268		2,268	2,268	
0244 - Life Insurance	11,065	11,250	12,700		12,700		12,700	12,700	
0245 - Disability Insurance	22,803	22,488	28,608		28,608		28,608	28,608	
0246 - Certified Health Ins.	1,740,995	1,903,833	2,276,260		2,043,136		2,043,136	2,043,136	
0247 - Classified Health Ins.	162,711	173,030	272,305		285,883		285,883	285,883	
0251 - OSEA HRA Benefit	12,297	16,429	41,276		19,961		19,961	19,961	
0310 - Prof/Tech Services	91	34	-		-		-	-	
0322 - Repair And Maintenance	13,304	12,650	22,079		21,033		21,033	21,033	
0324 - Rental And Lease	29,642	29,577	7,154		7,369		7,369	7,369	
0341 - In-District Travel	120	201	-		-		-	-	
0355 - Printing And Binding	-	-	-		8,000		8,000	8,000	
0389 - Other Noninstruct Service	420	1,605	300		309		309	309	
0410 - Consumable Supplies	135,795	129,906	175,046		152,333		152,333	152,333	
0420 - Textbooks	50	1,676	105,936		830		830	830	
0421 - Textbook - Adoptions	1,705	5,001	5,000		-		-	-	
0440 - Periodicals	-	1,059	1,000		500		500	500	
0460 - Nonconsumable Items	2,680	5,279	4,800		25,620		25,620	25,620	
0470 - Computer Software	390	2,400	2,850		9,869		9,869	9,869	
0480 - Non Consum Tech Supplies	63,829	36,899	51,302		53,272		53,272	53,272	
Total Function 1111:	11,832,166	12,703,679	14,898,712	151.21	14,388,728	148.84	14,388,728	14,388,728	148.84
1121 - Middle School Instruction									
0111 - Licensed Salaries	3,781,481	3,902,640	4,198,588	65.25	4,174,635	65.00	4,174,635	4,174,635	65.00
0112 - Classified Salaries	85,487	91,190	94,658	3.69	88,597	3.69	88,597	88,597	3.69
0121 - Substitutes-Licensed	105,551	126,340	140,115		140,115		140,115	140,115	
0122 - Substitutes-Classified	1,005	177	420		420		420	420	
0131 - Extended Duty Salaries	266	-	-		-		-	-	
0132 - Extra Duty Contracts	83,647	80,770	91,804		90,924		90,924	90,924	
0210 - P E R S	835,226	864,939	841,160		857,156		857,156	857,156	
0220 - Social Security Admin	304,638	315,544	348,488		343,841		343,841	343,841	
0231 - Workers Compensation	21,696	25,800	30,576		27,825		27,825	27,825	
0232 - Unemployment Compensation	8,363	8,662	9,621		9,438		9,438	9,438	
0244 - Life Insurance	5,771	5,764	6,076		6,076		6,076	6,076	
0245 - Disability Insurance	11,861	11,484	12,126		12,126		12,126	12,126	
0246 - Certified Health Ins.	955,346	1,013,205	1,086,031		1,037,531		1,037,531	1,037,531	
0247 - Classified Health Ins.	50,251	46,824	48,300		60,054		60,054	60,054	
0251 - OSEA HRA Benefit	3,534	4,474	4,464		3,125		3,125	3,125	
0322 - Repair And Maintenance	5,037	7,396	6,750		6,953		6,953	6,953	
0324 - Rental And Lease	4,371	4,404	34		35		35	35	
0341 - In-District Travel	349	-	350		350		350	350	
0342 - Out-Of-District Travel	1,509	-	300		309		309	309	
0389 - Other Noninstruct Service	2,274	1,520	600		618		618	618	
0410 - Consumable Supplies	76,061	84,821	98,351		86,936		86,936	86,936	
0420 - Textbooks	410	1,949	16,000		26,030		26,030	26,030	
0460 - Nonconsumable Items	229	2,845	3,185		9,281		9,281	9,281	
0470 - Computer Software	852	4,578	2,733		2,816		2,816	2,816	
0480 - Non Consum Tech Supplies	60,347	47,413	21,000		21,630		21,630	21,630	
0552 - Technology Equip-Replace	138	-	10,000		10,300		10,300	10,300	
0640 - Dues And Fees	1,200	1,200	1,200		1,236		1,236	1,236	
Total Function 1121:	6,406,899	6,653,936	7,072,930	68.94	7,018,357	68.69	7,018,357	7,018,357	68.69
1122 - Mid Sch Extra-Curricular									
0131 - Extended Duty Salaries	3,117	6,210	-		-		-	-	
0132 - Extra Duty Contracts	72,083	78,412	83,914		68,622		68,622	68,622	
0210 - P E R S	12,599	15,405	14,100		10,904		10,904	10,904	
0220 - Social Security Admin	5,558	6,368	6,445		5,251		5,251	5,251	
0231 - Workers Compensation	416	563	502		426		426	426	
0232 - Unemployment Compensation	153	175	200		145		145	145	
0322 - Repair And Maintenance	-	-	750		773		773	773	
0391 - Officials-Referees	1,087	-	1,000		1,030		1,030	1,030	

	2013/14 Actuals	2014/15 Actuals	2015/16 Adopted Budget		2016/17 Proposed		2016/17 Approved	2016/17 Adopted	
	\$	\$	\$	FTE	\$	FTE	\$	\$	FTE
0410 - Consumable Supplies	1,368	2,228	2,527		2,604		2,604	2,604	
Total Function 1122:	96,381	109,362	109,438		89,755		89,755	89,755	
1131 - High School Instruction									
0111 - Licensed Salaries	4,978,344	5,421,577	5,323,426	80.00	5,359,122	79.50	5,359,122	5,359,122	79.50
0112 - Classified Salaries	44,398	122,124	53,387	2.13	50,234	2.00	50,234	50,234	2.00
0121 - Substitutes-Licensed	138,439	131,723	152,355		152,355		152,355	152,355	
0122 - Substitutes-Classified	184	1,364	-		-		-	-	
0131 - Extended Duty Salaries	-	17,808	-		-		-	-	
0132 - Extra Duty Contracts	122,571	134,889	128,054	1.00	164,354		164,354	164,354	
0210 - P E R S	1,070,836	1,229,393	1,076,904		1,093,811		1,093,811	1,093,811	
0220 - Social Security Admin	395,117	439,512	440,259		438,068		438,068	438,068	
0231 - Workers Compensation	27,978	35,543	38,284		35,447		35,447	35,447	
0232 - Unemployment Compensation	10,844	12,057	12,142		12,026		12,026	12,026	
0243 - District Paid MSA	-	379	-		-		-	-	
0244 - Life Insurance	6,974	7,410	7,101		7,101		7,101	7,101	
0245 - Disability Insurance	15,089	15,741	15,291		15,291		15,291	15,291	
0246 - Certified Health Ins.	1,149,027	1,299,835	1,313,188		1,268,985		1,268,985	1,268,985	
0247 - Classified Health Ins.	27,495	67,263	24,915		31,140		31,140	31,140	
0251 - OSEA HRA Benefit	881	1,037	148		1,103		1,103	1,103	
0310 - Prof/Tech Services	2,410	31	-		-		-	-	
0322 - Repair And Maintenance	15,647	18,754	19,325		19,905		19,905	19,905	
0324 - Rental And Lease	8,715	6,263	10,000		10,300		10,300	10,300	
0331 - Reimb. Student Transp	-	7	-		-		-	-	
0332 - Non-Reimb Student Transp	-	69	-		-		-	-	
0389 - Other Noninstruct Service	2,200	131	-		-		-	-	
0410 - Consumable Supplies	115,732	111,275	142,372		89,157		89,157	89,157	
0420 - Textbooks	2,577	32,147	252,250		2,317		2,317	2,317	
0440 - Periodicals	411	438	955		984		984	984	
0460 - Nonconsumable Items	1,211	2,553	3,000		3,090		3,090	3,090	
0470 - Computer Software	6,935	2,037	1,000		1,030		1,030	1,030	
0480 - Non Consum Tech Supplies	56,491	38,036	29,003		29,873		29,873	29,873	
0640 - Dues And Fees	1,634	199	3,327		3,428		3,428	3,428	
Total Function 1131:	8,202,139	9,149,597	9,046,686	83.13	8,789,121	81.50	8,789,121	8,789,121	81.50
1132 - High Sch Extra-Curricular									
0111 - Licensed Salaries	63,694	4,447	-		-		-	-	
0124 - Temporary-Classified	160	-	-		-		-	-	
0131 - Extended Duty Salaries	60,041	59,853	77,510		77,510		77,510	77,510	
0132 - Extra Duty Contracts	222,298	224,174	235,574		221,041		221,041	221,041	
0210 - P E R S	41,099	41,851	47,844		37,208		37,208	37,208	
0220 - Social Security Admin	25,437	21,597	23,929		22,841		22,841	22,841	
0231 - Workers Compensation	1,954	2,003	1,876		1,850		1,850	1,850	
0232 - Unemployment Compensation	698	593	734		625		625	625	
0244 - Life Insurance	95	7	-		-		-	-	
0245 - Disability Insurance	294	20	-		-		-	-	
0246 - Certified Health Ins.	17,710	1,671	-		-		-	-	
0247 - Classified Health Ins.	2,767	-	-		-		-	-	
0251 - OSEA HRA Benefit	-	144	-		-		-	-	
0322 - Repair And Maintenance	4,080	4,618	4,200		4,326		4,326	4,326	
0324 - Rental And Lease	5,055	4,868	4,600		4,736		4,736	4,736	
0341 - In-District Travel	2,609	-	4,727		4,727		4,727	4,727	
0342 - Out-Of-District Travel	2,089	1,198	937		965		965	965	
0351 - Telephone	405	-	-		-		-	-	
0389 - Other Noninstruct Service	4,885	1,437	-		-		-	-	
0391 - Officials-Referees	32,275	30,501	29,700		30,591		30,591	30,591	
0410 - Consumable Supplies	4,246	6,052	7,604		7,832		7,832	7,832	
0440 - Periodicals	20	837	30		31		31	31	
0460 - Nonconsumable Items	2,000	-	-		-		-	-	
0480 - Non Consum Tech Supplies	2,165	400	200		206		206	206	
0640 - Dues And Fees	3,602	5,229	6,404		6,596		6,596	6,596	
Total Function 1132:	499,678	411,501	445,869		421,085		421,085	421,085	
1210 - Talented And Gifted									
0121 - Substitutes-Licensed	2,220	2,144	3,681		3,681		3,681	3,681	
0131 - Extended Duty Salaries	1,390	-	-		-		-	-	
0132 - Extra Duty Contracts	19,760	24,270	19,658		20,654		20,654	20,654	
0210 - P E R S	4,225	4,458	4,411		2,734		2,734	2,734	
0220 - Social Security Admin	1,824	2,008	1,808		1,865		1,865	1,865	
0231 - Workers Compensation	130	164	154		149		149	149	
0232 - Unemployment Compensation	50	55	48		54		54	54	
0331 - Reimb. Student Transp	59	81	-		-		-	-	
0341 - In-District Travel	-	-	208		208		208	208	
0342 - Out-Of-District Travel	295	1,152	-		-		-	-	
0389 - Other Noninstruct Service	1,360	-	484		499		499	499	
0410 - Consumable Supplies	42	295	27,802		28,636		28,636	28,636	
0440 - Periodicals	-	-	200		206		206	206	
0460 - Nonconsumable Items	1,512	-	-		-		-	-	
0640 - Dues And Fees	20	20	834		859		859	859	
Total Function 1210:	32,886	34,647	59,288		59,545		59,545	59,545	
1221 - Structured Learning Ctrs									

	2013/14	2014/15	2015/16		2016/17		2016/17	2016/17	
	Actuals	Actuals	Adopted Budget		Proposed		Approved	Adopted	
	\$	\$	\$	FTE	\$	FTE	\$	\$	FTE
0111 - Licensed Salaries	445,450	652,228	472,037	8.00	515,292	8.00	515,292	515,292	8.00
0112 - Classified Salaries	795,513	378,135	392,695	14.33	663,434	24.00	663,434	663,434	24.00
0121 - Substitutes-Licensed	15,770	13,060	13,608		13,608		13,608	13,608	
0122 - Substitutes-Classified	62,237	43,443	50,341		50,341		50,341	50,341	
0132 - Extra Duty Contracts	5	323	-		-		-	-	
0210 - P E R S	260,419	237,912	175,232		232,062		232,062	232,062	
0220 - Social Security Admin	96,015	87,581	69,396		95,064		95,064	95,064	
0231 - Workers Compensation	7,526	7,438	6,364		7,692		7,692	7,692	
0232 - Unemployment Compensation	2,632	2,406	1,937		2,609		2,609	2,609	
0243 - District Paid MSA	1,167	300	-		-		-	-	
0244 - Life Insurance	2,708	2,000	1,511		1,511		1,511	1,511	
0245 - Disability Insurance	6,503	4,471	3,617		3,617		3,617	3,617	
0246 - Certified Health Ins.	97,350	146,706	105,103		127,696		127,696	127,696	
0247 - Classified Health Ins.	447,988	215,313	223,888		383,401		383,401	383,401	
0251 - OSEA HRA Benefit	27,149	14,227	15,025		25,643		25,643	25,643	
0310 - Prof/Tech Services	8	-	-		-		-	-	
0341 - In-District Travel	3,505	1,367	5,205		5,205		5,205	5,205	
0410 - Consumable Supplies	5,201	7,487	1,458		1,502		1,502	1,502	
0420 - Textbooks	2,845	-	4,164		4,289		4,289	4,289	
0440 - Periodicals	-	-	1,041		1,072		1,072	1,072	
0460 - Nonconsumable Items	587	1,150	784		808		808	808	
0470 - Computer Software	1,171	36	1,041		1,072		1,072	1,072	
0480 - Non Consum Tech Supplies	1,408	-	-		-		-	-	
Total Function 1221:	2,283,158	1,815,584	1,544,447	22.33	2,135,918	32.00	2,135,918	2,135,918	32.00
1225 - Out Of District Programs									
0310 - Prof/Tech Services	870,103	807,164	877,955		638,955		638,955	638,955	
0331 - Reimb. Student Transp	6,368	4,898	-		-		-	-	
0371 - Tuition To Other District	1,318,665	1,406,176	1,425,000		925,000		925,000	925,000	
0373 - Tuition To Private School	-	42,000	62,000		62,000		62,000	62,000	
0389 - Other Noninstruct Service	2,496	2,214	10,410		230,410		230,410	230,410	
0640 - Dues And Fees	-	139	-		-		-	-	
Total Function 1225:	2,197,633	2,262,592	2,375,365		1,856,365		1,856,365	1,856,365	
1226 - Home Instruction									
0111 - Licensed Salaries	161,128	282,431	236,659	3.50	227,855	3.50	227,855	227,855	3.50
0121 - Substitutes-Licensed	-	343	589		589		589	589	
0122 - Substitutes-Classified	49,158	39,140	39,242		39,242		39,242	39,242	
0210 - P E R S	39,239	68,659	52,175		52,153		52,153	52,153	
0220 - Social Security Admin	15,770	24,401	21,480		20,478		20,478	20,478	
0231 - Workers Compensation	1,122	1,957	1,836		1,657		1,657	1,657	
0232 - Unemployment Compensation	432	670	608		562		562	562	
0244 - Life Insurance	356	493	403		403		403	403	
0245 - Disability Insurance	588	881	739		739		739	739	
0246 - Certified Health Ins.	54,059	66,654	61,513		55,867		55,867	55,867	
0341 - In-District Travel	96	320	1,041		1,041		1,041	1,041	
0410 - Consumable Supplies	1,430	559	1,004		1,034		1,034	1,034	
0420 - Textbooks	1,598	-	1,041		1,072		1,072	1,072	
0460 - Nonconsumable Items	84	-	-		-		-	-	
0470 - Computer Software	3,858	-	-		-		-	-	
0480 - Non Consum Tech Supplies	137	1,445	-		-		-	-	
Total Function 1226:	329,055	487,952	418,330	3.50	402,692	3.50	402,692	402,692	3.50
1229 - Other Restrictive Programs									
0111 - Licensed Salaries	650,886	556,110	581,587	10.00	634,650	10.50	634,650	634,650	10.50
0112 - Classified Salaries	401,660	407,505	442,421	16.84	469,628	17.72	469,628	469,628	17.72
0121 - Substitutes-Licensed	10,455	21,435	32,827		32,827		32,827	32,827	
0122 - Substitutes-Classified	15,908	23,920	27,629		27,629		27,629	27,629	
0131 - Extended Duty Salaries	-	1,461	-		-		-	-	
0210 - P E R S	207,804	204,685	200,416		196,825		196,825	196,825	
0220 - Social Security Admin	80,586	74,855	81,978		89,187		89,187	89,187	
0231 - Workers Compensation	5,967	6,448	7,466		7,217		7,217	7,217	
0232 - Unemployment Compensation	2,212	2,055	2,281		2,448		2,448	2,448	
0244 - Life Insurance	1,920	1,787	1,632		1,632		1,632	1,632	
0245 - Disability Insurance	4,782	4,302	4,004		4,004		4,004	4,004	
0246 - Certified Health Ins.	159,370	167,933	155,833		167,601		167,601	167,601	
0247 - Classified Health Ins.	201,298	189,715	170,234		311,400		311,400	311,400	
0251 - OSEA HRA Benefit	7,709	9,983	10,013		9,926		9,926	9,926	
0341 - In-District Travel	704	1,987	521		521		521	521	
0342 - Out-Of-District Travel	-	-	261		269		269	269	
0389 - Other Noninstruct Service	51,668	45,872	49,967		51,466		51,466	51,466	
0410 - Consumable Supplies	4,750	5,094	3,677		3,787		3,787	3,787	
0420 - Textbooks	1,369	-	3,123		3,217		3,217	3,217	
0460 - Nonconsumable Items	568	-	1,932		1,990		1,990	1,990	
0470 - Computer Software	183	-	885		912		912	912	
0480 - Non Consum Tech Supplies	220	1,085	-		-		-	-	
Total Function 1229:	1,810,018	1,726,232	1,778,687	26.84	2,017,136	28.22	2,017,136	2,017,136	28.22
1250 - Less Restrictive Programs									
0111 - Licensed Salaries	1,188,470	919,606	901,781	15.00	1,020,972	17.25	1,020,972	1,020,972	17.25
0112 - Classified Salaries	50,356	522,363	531,810	23.44	759,126	32.94	759,126	759,126	32.94
0121 - Substitutes-Licensed	33,297	44,058	41,523		41,523		41,523	41,523	

	2013/14	2014/15	2015/16		2016/17		2016/17	2016/17	
	Actuals	Actuals	Adopted Budget	FTE	Proposed	FTE	Approved	Adopted	
	\$	\$	\$		\$		\$	\$	FTE
0122 - Substitutes-Classified	3,427	41,676	47,769		47,769		47,769		47,769
0210 - P E R S	254,519	299,348	270,233		308,789		308,789		308,789
0220 - Social Security Admin	95,973	112,176	113,564		143,177		143,177		143,177
0231 - Workers Compensation	6,833	9,726	10,509		11,586		11,586		11,586
0232 - Unemployment Compensation	2,635	3,060	3,159		3,931		3,931		3,931
0243 - District Paid MSA	-	200	864		864		864		864
0244 - Life Insurance	1,832	2,711	2,587		2,587		2,587		2,587
0245 - Disability Insurance	3,461	5,299	5,060		5,060		5,060		5,060
0246 - Certified Health Ins.	292,925	269,602	251,170		275,345		275,345		275,345
0247 - Classified Health Ins.	17,483	271,365	272,781		511,187		511,187		511,187
0251 - OSEA HRA Benefit	783	23,290	21,612		29,476		29,476		29,476
0341 - In-District Travel	607	11	2,811		2,811		2,811		2,811
0342 - Out-Of-District Travel	-	121	-		-		-		-
0410 - Consumable Supplies	5,399	6,856	11,506		11,851		11,851		11,851
0420 - Textbooks	317	-	2,382		2,453		2,453		2,453
0460 - Nonconsumable Items	2,202	-	3,731		3,843		3,843		3,843
0470 - Computer Software	-	-	1,769		1,822		1,822		1,822
0480 - Non Consum Tech Supplies	5,923	-	-		-		-		-
Total Function 1250:	1,966,441	2,531,469	2,496,621	38.44	3,184,172	50.19	3,184,172	3,184,172	50.19
1271 - Remediation									
0112 - Classified Salaries	2,137	-	-		-		-		-
0210 - P E R S	455	-	-		-		-		-
0220 - Social Security Admin	161	-	-		-		-		-
0231 - Workers Compensation	12	-	-		-		-		-
0232 - Unemployment Compensation	4	-	-		-		-		-
0244 - Life Insurance	5	-	-		-		-		-
0245 - Disability Insurance	9	-	-		-		-		-
0247 - Classified Health Ins.	1,358	-	-		-		-		-
Total Function 1271:	4,141	-	-		-		-		-
1272 - Title I									
0121 - Substitutes-Licensed	-	3,908	-		-		-		-
0220 - Social Security Admin	-	299	-		-		-		-
0231 - Workers Compensation	-	26	-		-		-		-
0232 - Unemployment Compensation	-	8	-		-		-		-
Total Function 1272:	-	4,241	-		-		-		-
1280 - Alternative Education									
0111 - Licensed Salaries	68,704	18,708	50,707	1.00	59,029	1.00	59,029	59,029	1.00
0112 - Classified Salaries	27,483	17,685	18,730	0.88	20,014	0.88	20,014	20,014	0.88
0121 - Substitutes-Licensed	171	-	-		-		-		-
0131 - Extended Duty Salaries	-	-	3,180		3,180		3,180		3,180
0210 - P E R S	20,392	7,680	14,059		13,437		13,437		13,437
0220 - Social Security Admin	7,100	2,784	3,345		6,290		6,290		6,290
0231 - Workers Compensation	523	243	304		509		509		509
0232 - Unemployment Compensation	195	76	142		173		173		173
0244 - Life Insurance	155	80	143		143		143		143
0245 - Disability Insurance	380	118	399		399		399		399
0246 - Certified Health Ins.	18,783	3,321	24,022		15,963		15,963		15,963
0247 - Classified Health Ins.	15,279	10,731	10,913		15,570		15,570		15,570
0251 - OSEA HRA Benefit	783	1,136	2,411		1,103		1,103		1,103
0410 - Consumable Supplies	994	-	2,541		2,617		2,617		2,617
0420 - Textbooks	-	-	1,000		1,030		1,030		1,030
0460 - Nonconsumable Items	-	-	1,500		1,545		1,545		1,545
0470 - Computer Software	26,802	11,680	27,066		27,878		27,878		27,878
0480 - Non Consum Tech Supplies	-	-	10,000		10,300		10,300		10,300
Total Function 1280:	187,744	74,242	170,462	1.88	179,180	1.88	179,180	179,180	1.88
1282 - Private Alt. Programs									
0310 - Prof/Tech Services	187,002	82,400	-		-		-		-
1283 - CCC - Alternative Prog.									
0310 - Prof/Tech Services	144,796	255,785	301,888		301,888		301,888		301,888
1285 - District Alternative Programs									
0111 - Licensed Salaries	-	25,762	97,466	1.00	212,245	4.00	212,245	212,245	4.00
0112 - Classified Salaries	-	-	7,815		-		-		-
0121 - Substitutes-Licensed	-	9,268	4,856		4,856		4,856		4,856
0210 - P E R S	-	6,195	20,754		31,209		31,209		31,209
0220 - Social Security Admin	-	2,557	8,869		16,609		16,609		16,609
0231 - Workers Compensation	-	233	345		1,344		1,344		1,344
0232 - Unemployment Compensation	-	70	108		456		456		456
0244 - Life Insurance	-	81	97		97		97		97
0245 - Disability Insurance	-	48	58		58		58		58
0246 - Certified Health Ins.	-	10,228	24,804		63,848		63,848		63,848
0371 - Tuition To Other District	-	-	45,000		45,000		45,000		45,000
0374 - Other Tuition	-	-	30,000		30,000		30,000		30,000
0410 - Consumable Supplies	-	5,867	5,000		5,150		5,150		5,150
0420 - Textbooks	-	3,193	2,000		2,060		2,060		2,060
0460 - Nonconsumable Items	-	757	1,000		1,030		1,030		1,030
0480 - Non Consum Tech Supplies	-	15,174	5,000		5,150		5,150		5,150
0640 - Dues And Fees	-	-	500		515		515		515
Total Function 1285:	-	79,434	253,672	1.00	419,627	4.00	419,627	419,627	4.00

	2013/14 Actuals	2014/15 Actuals	2015/16 Adopted Budget		2016/17 Proposed		2016/17 Approved	2016/17 Adopted	
	\$	\$	\$	FTE	\$	FTE	\$	\$	FTE
1288 - Charter School									
0360 - Charter School Payments	5,364,726	5,945,834	6,200,000		6,259,548		6,259,548	6,259,548	
0640 - Dues And Fees	-	32,492	-		-		-	-	
Total Function 1288:	5,364,726	5,978,326	6,200,000		6,259,548		6,259,548	6,259,548	
1291 - ELL Programs									
0111 - Licensed Salaries	563,434	655,666	694,969	11.75	736,936	11.75	736,936	736,936	11.75
0112 - Classified Salaries	167,963	196,172	210,298	9.23	246,088	9.86	246,088	246,088	9.86
0121 - Substitutes-Licensed	18,579	25,758	30,672		30,672		30,672	30,672	
0122 - Substitutes-Classified	2,624	4,613	5,409		5,409		5,409	5,409	
0124 - Temporary-Classified	7,500	4,951	-		-		-	-	
0129 - Temporary - Professional Employee	-	350	-		-		-	-	
0131 - Extended Duty Salaries	1,933	2,711	-		-		-	-	
0132 - Extra Duty Contracts	199	852	-		-		-	-	
0210 - P E R S	158,497	184,090	170,120		183,679		183,679	183,679	
0220 - Social Security Admin	56,719	66,133	71,242		77,961		77,961	77,961	
0231 - Workers Compensation	4,189	5,630	6,425		6,309		6,309	6,309	
0232 - Unemployment Compensation	1,557	1,815	1,966		2,140		2,140	2,140	
0244 - Life Insurance	1,382	1,598	1,676		1,676		1,676	1,676	
0245 - Disability Insurance	2,601	2,788	2,918		2,918		2,918	2,918	
0246 - Certified Health Ins.	154,842	184,589	210,866		183,563		183,563	183,563	
0247 - Classified Health Ins.	93,321	108,678	113,442		151,963		151,963	151,963	
0251 - OSEA HRA Benefit	4,578	7,998	7,209		7,442		7,442	7,442	
0310 - Prof/Tech Services	690	5,508	6,777		6,980		6,980	6,980	
0331 - Reimb. Student Transp	-	6,301	-		-		-	-	
0341 - In-District Travel	280	20	2,905		2,905		2,905	2,905	
0342 - Out-Of-District Travel	765	1,332	2,469		2,543		2,543	2,543	
0355 - Printing And Binding	8	74	411		423		423	423	
0389 - Other Noninstruct Service	2,991	-	-		-		-	-	
0410 - Consumable Supplies	1,896	3,787	4,985		5,135		5,135	5,135	
0420 - Textbooks	7,347	10,003	43,813		45,127		45,127	45,127	
0430 - Library Books	19	139	4,937		5,085		5,085	5,085	
0440 - Periodicals	-	-	822		847		847	847	
0460 - Nonconsumable Items	746	-	-		-		-	-	
0480 - Non Consum Tech Supplies	2,017	6,083	9,185		9,461		9,461	9,461	
Total Function 1291:	1,256,676	1,487,641	1,603,516	20.98	1,715,262	21.61	1,715,262	1,715,262	21.61
1292 - Teen Parent Programs									
0310 - Prof/Tech Services	172,261	18,348	35,000		35,000		35,000	35,000	
0389 - Other Noninstruct Service	49,050	-	-		-		-	-	
Total Function 1292:	221,311	18,348	35,000		35,000		35,000	35,000	
2112 - Attendance Services									
0112 - Classified Salaries	31,186	34,665	34,029	1.00	34,833	1.00	34,833	34,833	1.00
0210 - P E R S	6,591	7,426	6,375		7,263		7,263	7,263	
0220 - Social Security Admin	2,285	2,528	2,511		2,665		2,665	2,665	
0231 - Workers Compensation	177	221	240		216		216	216	
0232 - Unemployment Compensation	63	69	69		73		73	73	
0244 - Life Insurance	49	49	50		50		50	50	
0245 - Disability Insurance	239	241	245		245		245	245	
0247 - Classified Health Ins.	13,775	15,002	15,381		15,570		15,570	15,570	
0251 - OSEA HRA Benefit	683	1,134	1,147		1,103		1,103	1,103	
0410 - Consumable Supplies	2,051	2,806	2,500		2,575		2,575	2,575	
Total Function 2112:	57,098	64,141	62,547	1.00	64,593	1.00	64,593	64,593	1.00
2113 - Social Work Services									
0111 - Licensed Salaries	17,598	-	-		-		-	-	
0210 - P E R S	3,749	-	-		-		-	-	
0220 - Social Security Admin	1,328	-	-		-		-	-	
0231 - Workers Compensation	94	-	-		-		-	-	
0232 - Unemployment Compensation	36	-	-		-		-	-	
0244 - Life Insurance	45	-	-		-		-	-	
0245 - Disability Insurance	60	-	-		-		-	-	
0246 - Certified Health Ins.	4,453	-	-		-		-	-	
Total Function 2113:	27,363	-	-		-		-	-	
2115 - Student Safety									
0112 - Classified Salaries	48,274	53,410	57,428	2.00	59,829	2.00	59,829	59,829	2.00
0210 - P E R S	10,267	11,457	10,760		9,669		9,669	9,669	
0220 - Social Security Admin	3,705	4,086	4,448		4,577		4,577	4,577	
0231 - Workers Compensation	279	348	405		370		370	370	
0232 - Unemployment Compensation	102	112	122		126		126	126	
0244 - Life Insurance	99	99	100		100		100	100	
0245 - Disability Insurance	353	353	360		360		360	360	
0247 - Classified Health Ins.	24,521	24,752	25,169		31,140		31,140	31,140	
0251 - OSEA HRA Benefit	774	1,132	1,147		1,103		1,103	1,103	
0351 - Telephone	1,030	1,031	-		-		-	-	
0389 - Other Noninstruct Service	8,293	3,329	10,107		10,410		10,410	10,410	
0410 - Consumable Supplies	914	2,840	2,700		2,781		2,781	2,781	
Total Function 2115:	98,611	102,949	112,746	2.00	120,465	2.00	120,465	120,465	2.00
2118 - Substance Abuse Services									
0341 - In-District Travel	-	-	104		104		104	104	

	2013/14 Actuals	2014/15 Actuals	2015/16 Adopted Budget		2016/17 Proposed		2016/17 Approved		2016/17 Adopted	
	\$	\$	\$	FTE	\$	FTE	\$	\$	FTE	
0342 - Out-Of-District Travel	3,158	4,231	435		448		448		448	
0389 - Other Noninstruct Service	500	-	2,603		2,681		2,681		2,681	
0410 - Consumable Supplies	1,240	1,227	533		549		549		549	
0470 - Computer Software	-	500	-		-		-		-	
0640 - Dues And Fees	-	150	-		-		-		-	
Total Function 2118:	4,897	6,108	3,675		3,782		3,782		3,782	
2119 - Other Attend/Social Work										
0121 - Substitutes-Licensed	256	343	589		589		589		589	
0123 - Temporary-Licensed	3,519	-	-		-		-		-	
0124 - Temporary-Classified	645	231	-		-		-		-	
0131 - Extended Duty Salaries	2,258	-	-		-		-		-	
0210 - P E R S	1,826	295	116		123		123		123	
0220 - Social Security Admin	667	103	48		45		45		45	
0231 - Workers Compensation	50	9	4		4		4		4	
0232 - Unemployment Compensation	18	3	2		1		1		1	
0251 - OSEA HRA Benefit	-	15	-		-		-		-	
0342 - Out-Of-District Travel	4,109	5,400	5,205		5,361		5,361		5,361	
0389 - Other Noninstruct Service	2,439	809	1,041		1,072		1,072		1,072	
Total Function 2119:	15,787	7,208	7,005		7,195		7,195		7,195	
2122 - Counseling Services										
0111 - Licensed Salaries	856,138	921,053	915,353	14.50	963,044	14.80	963,044	963,044	14.80	
0112 - Classified Salaries	140,676	128,202	193,425	5.94	143,202	4.00	143,202	143,202	4.00	
0121 - Substitutes-Licensed	11,765	13,289	7,428		7,428		7,428		7,428	
0210 - P E R S	213,949	216,952	210,954		196,435		196,435		196,435	
0220 - Social Security Admin	75,615	79,809	84,728		85,195		85,195		85,195	
0231 - Workers Compensation	5,483	6,510	7,540		6,893		6,893		6,893	
0232 - Unemployment Compensation	2,074	2,191	2,330		2,340		2,340		2,340	
0244 - Life Insurance	1,519	1,508	1,597		1,597		1,597		1,597	
0245 - Disability Insurance	3,472	3,303	3,553		3,553		3,553		3,553	
0246 - Certified Health Ins.	204,576	222,987	234,591		236,240		236,240		236,240	
0247 - Classified Health Ins.	72,794	58,956	82,512		62,280		62,280		62,280	
0251 - OSEA HRA Benefit	2,932	4,074	4,987		3,309		3,309		3,309	
0322 - Repair And Maintenance	583	625	-		-		-		-	
0324 - Rental And Lease	1,461	1,753	2,000		2,060		2,060		2,060	
0341 - In-District Travel	25	-	150		150		150		150	
0342 - Out-Of-District Travel	250	25	250		258		258		258	
0410 - Consumable Supplies	8,556	9,809	8,950		9,213		9,213		9,213	
0413 - Graduation Supplies	6,236	-	-		-		-		-	
0470 - Computer Software	300	-	500		515		515		515	
0480 - Non Consum Tech Supplies	313	-	-		-		-		-	
0640 - Dues And Fees	9,678	5,603	7,400		7,622		7,622		7,622	
Total Function 2122:	1,618,396	1,676,650	1,768,248	20.44	1,731,334	18.80	1,731,334	1,731,334	18.80	
2126 - Placement Services										
0341 - In-District Travel	99	-	-		-		-		-	
2129 - Other Guidance Services										
0111 - Licensed Salaries	11,732	33,106	34,373	0.50	36,084	0.50	36,084	36,084	0.50	
0131 - Extended Duty Salaries	4,347	4,173	4,183		4,183		4,183		4,183	
0210 - P E R S	3,391	7,903	7,222		6,704		6,704		6,704	
0220 - Social Security Admin	1,201	2,837	2,971		3,080		3,080		3,080	
0231 - Workers Compensation	85	228	255		249		249		249	
0232 - Unemployment Compensation	33	78	82		85		85		85	
0244 - Life Insurance	30	39	40		40		40		40	
0245 - Disability Insurance	40	83	84		84		84		84	
0246 - Certified Health Ins.	2,969	7,703	8,014		7,981		7,981		7,981	
Total Function 2129:	23,828	56,150	57,224	0.50	58,490	0.50	58,490	58,490	0.50	
2134 - Nurse Services										
0111 - Licensed Salaries	96,304	100,010	128,769	2.10	124,349	2.10	124,349	124,349	2.10	
0112 - Classified Salaries	43,355	47,372	48,998	1.63	51,636	1.66	51,636	51,636	1.66	
0122 - Substitutes-Classified	490	2,434	1,623		1,623		1,623		1,623	
0210 - P E R S	29,792	31,988	34,551		24,456		24,456		24,456	
0220 - Social Security Admin	10,443	11,106	11,334		13,587		13,587		13,587	
0231 - Workers Compensation	758	940	1,021		1,100		1,100		1,100	
0232 - Unemployment Compensation	286	305	368		373		373		373	
0244 - Life Insurance	254	248	303		303		303		303	
0245 - Disability Insurance	512	498	770		770		770		770	
0246 - Certified Health Ins.	21,222	24,048	44,398		33,520		33,520		33,520	
0247 - Classified Health Ins.	22,802	25,493	25,907		27,249		27,249		27,249	
0251 - OSEA HRA Benefit	1,352	1,926	3,209		1,930		1,930		1,930	
0341 - In-District Travel	955	976	1,041		1,041		1,041		1,041	
0342 - Out-Of-District Travel	380	272	521		537		537		537	
0389 - Other Noninstruct Service	100,145	140,583	115,725		200,000		200,000		200,000	
0410 - Consumable Supplies	5,083	6,562	7,622		7,851		7,851		7,851	
0460 - Nonconsumable Items	-	59	1,135		1,169		1,169		1,169	
0480 - Non Consum Tech Supplies	1,068	-	-		-		-		-	
0640 - Dues And Fees	135	25	104		107		107		107	
Total Function 2134:	335,337	394,843	427,399	3.73	491,601	3.76	491,601	491,601	3.76	
2140 - Psychological Services										
0111 - Licensed Salaries	193,673	260,193	336,644	5.20	283,975	4.00	283,975	283,975	4.00	

* Full Time Equivalency

	2013/14	2014/15	2015/16		2016/17		2016/17	2016/17	
	Actuals	Actuals	Adopted Budget		Proposed	FTE	Approved	Adopted	
	\$	\$	\$	FTE	\$	FTE	\$	\$	FTE
0112 - Classified Salaries	-	-	-		7,274	0.22	7,274	7,274	0.22
0129 - Temporary - Professional Employee	-	4,830	-		-		-	-	
0131 - Extended Duty Salaries	10,038	5,425	6,693		6,693		6,693	6,693	
0132 - Extra Duty Contracts	-	-	-		5,425		5,425	5,425	
0210 - P E R S	29,191	47,700	63,636		49,257		49,257	49,257	
0220 - Social Security Admin	15,830	20,505	22,474		23,208		23,208	23,208	
0231 - Workers Compensation	1,079	1,648	1,933		1,877		1,877	1,877	
0232 - Unemployment Compensation	434	563	723		637		637	637	
0244 - Life Insurance	293	351	343		343		343	343	
0245 - Disability Insurance	607	506	745		745		745	745	
0246 - Certified Health Ins.	48,309	38,919	58,837		63,848		63,848	63,848	
0247 - Classified Health Ins.	-	-	-		3,894		3,894	3,894	
0251 - OSEA HRA Benefit	-	-	1,264		276		276	276	
0341 - In-District Travel	4,317	2,609	3,956		3,956		3,956	3,956	
0342 - Out-Of-District Travel	-	3,518	-		-		-	-	
0389 - Other Noninstruct Service	18,746	23,374	41,639		42,888		42,888	42,888	
0410 - Consumable Supplies	12,995	44,227	15,615		16,083		16,083	16,083	
0440 - Periodicals	-	-	266		274		274	274	
0460 - Nonconsumable Items	2,512	683	1,769		1,822		1,822	1,822	
0470 - Computer Software	-	2,041	-		-		-	-	
0640 - Dues And Fees	-	70	-		-		-	-	
Total Function 2140:	338,025	457,162	556,537	5.20	512,475	4.22	512,475	512,475	4.22
2152 - Speech Pathology Services									
0111 - Licensed Salaries	565,081	625,265	645,358	9.70	681,778	9.60	681,778	681,778	9.60
0112 - Classified Salaries	59,544	62,934	66,408	2.00	67,570	2.00	67,570	67,570	2.00
0121 - Substitutes-Licensed	2,027	1,740	-		-		-	-	
0129 - Temporary - Professional Employee	-	172	-		-		-	-	
0131 - Extended Duty Salaries	-	396	-		-		-	-	
0132 - Extra Duty Contracts	23,000	24,304	24,366		24,137		24,137	24,137	
0210 - P E R S	132,265	145,611	132,274		148,984		148,984	148,984	
0220 - Social Security Admin	49,587	54,041	56,538		59,172		59,172	59,172	
0231 - Workers Compensation	3,526	4,451	4,982		4,788		4,788	4,788	
0232 - Unemployment Compensation	1,361	1,484	1,550		1,624		1,624	1,624	
0244 - Life Insurance	1,063	1,070	1,097		1,097		1,097	1,097	
0245 - Disability Insurance	2,057	2,120	2,191		2,191		2,191	2,191	
0246 - Certified Health Ins.	130,263	142,599	152,386		146,851		146,851	146,851	
0247 - Classified Health Ins.	23,268	23,010	23,398		31,140		31,140	31,140	
0251 - OSEA HRA Benefit	783	1,136	1,147		1,103		1,103	1,103	
0322 - Repair And Maintenance	816	-	2,082		2,144		2,144	2,144	
0341 - In-District Travel	669	835	2,082		2,082		2,082	2,082	
0389 - Other Noninstruct Service	-	2,006	521		537		537	537	
0410 - Consumable Supplies	1,041	1,724	5,764		5,937		5,937	5,937	
0460 - Nonconsumable Items	303	1,109	2,202		2,268		2,268	2,268	
0470 - Computer Software	252	396	1,019		1,050		1,050	1,050	
0480 - Non Consum Tech Supplies	-	125	-		-		-	-	
0640 - Dues And Fees	2,540	2,700	2,603		2,681		2,681	2,681	
Total Function 2152:	999,446	1,099,228	1,127,968	11.70	1,187,134	11.60	1,187,134	1,187,134	11.60
2153 - Audiology Services									
0389 - Other Noninstruct Service	-	-	4,308		4,437		4,437	4,437	
0410 - Consumable Supplies	-	-	1,561		1,608		1,608	1,608	
0460 - Nonconsumable Items	-	807	-		-		-	-	
Total Function 2153:	-	807	5,869		6,045		6,045	6,045	
2159 - Other Speech/Audiology Service									
0389 - Other Noninstruct Service	1,475	2,403	-		-		-	-	
2161 - OT/PT Services									
0111 - Licensed Salaries	73,436	78,138	77,601	1.17	85,618	1.27	85,618	85,618	1.27
0112 - Classified Salaries	17,690	55,566	55,309	1.50	56,269	1.50	56,269	56,269	1.50
0210 - P E R S	19,308	28,363	24,900		27,825		27,825	27,825	
0220 - Social Security Admin	6,930	10,058	10,122		10,854		10,854	10,854	
0231 - Workers Compensation	484	831	898		878		878	878	
0232 - Unemployment Compensation	190	276	278		298		298	298	
0244 - Life Insurance	200	250	253		253		253	253	
0245 - Disability Insurance	328	602	612		612		612	612	
0246 - Certified Health Ins.	9,329	9,853	11,105		20,272		20,272	20,272	
0247 - Classified Health Ins.	7,446	22,618	22,999		23,355		23,355	23,355	
0251 - OSEA HRA Benefit	783	2,273	2,294		2,206		2,206	2,206	
0310 - Prof/Tech Services	1,262	-	1,041		1,072		1,072	1,072	
0322 - Repair And Maintenance	-	-	416		428		428	428	
0341 - In-District Travel	3,965	5,319	4,372		4,372		4,372	4,372	
0342 - Out-Of-District Travel	-	600	-		-		-	-	
0389 - Other Noninstruct Service	9,282	83,437	8,848		9,113		9,113	9,113	
0410 - Consumable Supplies	3,450	2,761	8,328		8,578		8,578	8,578	
0460 - Nonconsumable Items	566	-	1,832		1,887		1,887	1,887	
0470 - Computer Software	48	-	2,082		2,144		2,144	2,144	
0480 - Non Consum Tech Supplies	271	-	-		-		-	-	
Total Function 2161:	154,969	300,944	233,290	2.67	256,034	2.77	256,034	256,034	2.77
2191 - Spec. Ed. Program Direct.									
0111 - Licensed Salaries	31,410	294,939	547,646	8.50	597,554	9.00	597,554	597,554	9.00

	2013/14	2014/15	2015/16		2016/17		2016/17	2016/17	
	Actuals	Actuals	Adopted Budget	FTE	Proposed	FTE	Approved	Adopted	
	\$	\$	\$		\$		\$	\$	FTE
0112 - Classified Salaries	57,863	88,954	51,004	2.63	94,625	2.75	94,625	94,625	2.75
0113 - Administrative Salaries	60,202	113,884	84,148	2.00	117,162	1.00	117,162	117,162	1.00
0129 - Temporary - Professional Employee	-	525	-		-		-	-	
0131 - Extended Duty Salaries	-	-	13,200		13,200		13,200	13,200	
0210 - P E R S	19,246	84,556	121,996		154,934		154,934	154,934	
0220 - Social Security Admin	11,832	30,815	46,877		63,165		63,165	63,165	
0231 - Workers Compensation	825	2,484	4,110		5,111		5,111	5,111	
0232 - Unemployment Compensation	325	845	1,446		1,734		1,734	1,734	
0241 - Admin Medical Insurance	-	14,835	12,682		16,515		16,515	16,515	
0242 - Admin Dental Insurance	-	1,975	1,244		1,244		1,244	1,244	
0243 - District Paid MSA	500	-	-		-		-	-	
0244 - Life Insurance	129	715	895		895		895	895	
0245 - Disability Insurance	428	1,254	2,092		2,092		2,092	2,092	
0246 - Certified Health Ins.	7,973	60,295	114,479		143,658		143,658	143,658	
0247 - Classified Health Ins.	26,051	41,380	27,290		44,763		44,763	44,763	
0248 - District Paid Tsa	15,852	600	610		610		610	610	
0251 - OSEA HRA Benefit	1,173	3,145	3,294		3,033		3,033	3,033	
0322 - Repair And Maintenance	986	969	3,643		3,752		3,752	3,752	
0324 - Rental And Lease	2,554	3,498	-		-		-	-	
0341 - In-District Travel	1,594	3,155	3,334		3,136		3,136	3,136	
0342 - Out-Of-District Travel	1,245	1,662	1,353		1,394		1,394	1,394	
0351 - Telephone	450	270	275		275		275	275	
0382 - Legal Services	80	-	15,615		16,083		16,083	16,083	
0389 - Other Noninstruct Service	8,795	2,449	15,615		16,083		16,083	16,083	
0410 - Consumable Supplies	4,457	5,476	6,617		6,816		6,816	6,816	
0440 - Periodicals	-	-	411		423		423	423	
0460 - Nonconsumable Items	219	360	5,290		5,449		5,449	5,449	
0470 - Computer Software	-	4,541	-		-		-	-	
0480 - Non Consum Tech Supplies	1,453	-	-		-		-	-	
0640 - Dues And Fees	879	595	1,334		1,374		1,374	1,374	
Total Function 2191:	256,524	764,175	1,086,499	13.13	1,315,080	12.75	1,315,080	1,315,080	12.75
2192 - Third Party Billing									
0112 - Classified Salaries	7,068	7,264	7,832	0.25	8,404	0.25	8,404	8,404	0.25
0210 - P E R S	1,448	1,560	1,467		1,358		1,358	1,358	
0220 - Social Security Admin	500	531	580		643		643	643	
0231 - Workers Compensation	40	48	56		52		52	52	
0232 - Unemployment Compensation	14	15	16		18		18	18	
0244 - Life Insurance	12	12	12		12		12	12	
0245 - Disability Insurance	23	24	24		24		24	24	
0247 - Classified Health Ins.	3,471	3,779	3,882		3,892		3,892	3,892	
0251 - OSEA HRA Benefit	165	284	287		276		276	276	
Total Function 2192:	12,742	13,517	14,156	0.25	14,679	0.25	14,679	14,679	0.25
2193 - Alternative Ed Direction									
0112 - Classified Salaries	-	-	37,312		38,358	1.00	38,358	38,358	1.00
0113 - Administrative Salaries	-	-	106,338		108,445	1.00	108,445	108,445	1.00
0210 - P E R S	-	-	30,606		31,264		31,264	31,264	
0220 - Social Security Admin	-	-	10,761		11,470		11,470	11,470	
0231 - Workers Compensation	-	-	965		928		928	928	
0232 - Unemployment Compensation	-	-	295		315		315	315	
0241 - Admin Medical Insurance	-	-	14,073		16,515		16,515	16,515	
0242 - Admin Dental Insurance	-	-	1,841		1,841		1,841	1,841	
0244 - Life Insurance	-	-	356		356		356	356	
0245 - Disability Insurance	-	-	402		402		402	402	
0247 - Classified Health Ins.	-	-	14,762		15,570		15,570	15,570	
0251 - OSEA HRA Benefit	-	-	1,124		1,103		1,103	1,103	
0341 - In-District Travel	-	-	-		3,136		3,136	3,136	
0342 - Out-Of-District Travel	-	-	2,500		3,969		3,969	3,969	
0410 - Consumable Supplies	-	-	2,500		2,575		2,575	2,575	
0640 - Dues And Fees	-	-	-		1,105		1,105	1,105	
Total Function 2193:	-	-	223,835		237,352	2.00	237,352	237,352	2.00
2195 - ESOL/Other Program Dir.									
0112 - Classified Salaries	25,654	34,770	34,538	1.13	37,017	1.13	37,017	37,017	1.13
0113 - Administrative Salaries	26,254	26,820	26,774	0.25	27,571	0.25	27,571	27,571	0.25
0210 - P E R S	5,423	7,505	6,519		8,936		8,936	8,936	
0220 - Social Security Admin	3,969	4,670	4,708		5,022		5,022	5,022	
0231 - Workers Compensation	287	388	425		406		406	406	
0232 - Unemployment Compensation	108	128	131		138		138	138	
0241 - Admin Medical Insurance	7,154	7,131	6,428		4,129		4,129	4,129	
0242 - Admin Dental Insurance	881	914	780		780		780	780	
0244 - Life Insurance	137	151	137		137		137	137	
0245 - Disability Insurance	218	253	250		250		250	250	
0247 - Classified Health Ins.	12,333	17,857	18,064		19,462		19,462	19,462	
0248 - District Paid Tsa	150	150	153		153		153	153	
0251 - OSEA HRA Benefit	910	1,424	1,432		1,379		1,379	1,379	
0322 - Repair And Maintenance	281	283	1,301		1,340		1,340	1,340	
0324 - Rental And Lease	1,781	2,041	533		549		549	549	
0341 - In-District Travel	1,461	1,666	2,212		784		784	784	
0342 - Out-Of-District Travel	124	199	1,666		1,716		1,716	1,716	
0351 - Telephone	221	342	416		275		275	275	

	2013/14	2014/15	2015/16		2016/17		2016/17	2016/17	
	Actuals	Actuals	Adopted Budget	FTE	Proposed	FTE	Approved	Adopted	
	\$	\$	\$		\$		\$	\$	FTE
0410 - Consumable Supplies	889	937	798		822		822	822	
0460 - Nonconsumable Items	-	-	411		423		423	423	
0640 - Dues And Fees	-	595	1,423		1,466		1,466	1,466	
Total Function 2195:	88,236	108,224	109,099	1.38	112,755	1.38	112,755	112,755	1.38
2196 - Title IA Program Direct.									
0640 - Dues And Fees	595	-	-		-		-	-	
2210 - Improve Instruct Services									
0112 - Classified Salaries	40,622	42,238	42,154	0.75	43,058	0.75	43,058	43,058	0.75
0113 - Administrative Salaries	116,704	121,793	121,586	1.00	124,209	1.00	124,209	124,209	1.00
0121 - Substitutes-Licensed	11,956	1,972	3,092		3,092		3,092	3,092	
0122 - Substitutes-Classified	123	50	43		43		43	43	
0124 - Temporary-Classified	-	-	-		8,475		8,475	8,475	
0210 - P E R S	34,885	36,424	31,884		37,951		37,951	37,951	
0220 - Social Security Admin	12,716	12,352	12,863		13,924		13,924	13,924	
0231 - Workers Compensation	907	982	1,120		1,127		1,127	1,127	
0232 - Unemployment Compensation	356	343	351		382		382	382	
0241 - Admin Medical Insurance	25,029	24,735	26,628		16,515		16,515	16,515	
0242 - Admin Dental Insurance	3,003	3,181	2,719		2,719		2,719	2,719	
0244 - Life Insurance	462	472	400		400		400	400	
0245 - Disability Insurance	223	227	192		192		192	192	
0247 - Classified Health Ins.	-	-	-		11,677		11,677	11,677	
0248 - District Paid Tsa	600	600	610		610		610	610	
0341 - In-District Travel	3,136	4,069	6,448		3,136		3,136	3,136	
0342 - Out-Of-District Travel	1,238	1,502	1,353		1,394		1,394	1,394	
0355 - Printing And Binding	-	23	-		-		-	-	
0389 - Other Noninstruct Service	-	-	521		537		537	537	
0410 - Consumable Supplies	3,609	8,380	53,886		55,503		55,503	55,503	
0421 - Textbook - Adoptions	467	30,224	2,670		2,750		2,750	2,750	
0460 - Nonconsumable Items	79	-	-		-		-	-	
0470 - Computer Software	-	22	-		-		-	-	
0640 - Dues And Fees	1,218	1,293	1,848		1,903		1,903	1,903	
Total Function 2210:	257,333	290,884	310,368	1.75	329,597	1.75	329,597	329,597	1.75
2222 - Library/Media Center									
0111 - Licensed Salaries	65,604	71,646	72,361	1.00	75,867	1.00	75,867	75,867	1.00
0112 - Classified Salaries	228,932	247,269	242,618	9.13	252,451	9.19	252,451	252,451	9.19
0122 - Substitutes-Classified	190	-	-		-		-	-	
0210 - P E R S	61,750	67,974	59,016		61,272		61,272	61,272	
0220 - Social Security Admin	21,252	23,122	23,204		25,117		25,117	25,117	
0231 - Workers Compensation	1,707	2,086	2,231		2,032		2,032	2,032	
0232 - Unemployment Compensation	583	634	640		688		688	688	
0243 - District Paid MSA	-	500	508		508		508	508	
0244 - Life Insurance	582	554	561		561		561	561	
0245 - Disability Insurance	1,831	1,763	1,793		1,793		1,793	1,793	
0246 - Certified Health Ins.	8,266	8,907	9,602		15,962		15,962	15,962	
0247 - Classified Health Ins.	123,579	129,751	131,843		146,109		146,109	146,109	
0251 - OSEA HRA Benefit	5,669	7,625	7,701		7,405		7,405	7,405	
0322 - Repair And Maintenance	44	30	250		258		258	258	
0324 - Rental And Lease	448	389	500		515		515	515	
0410 - Consumable Supplies	2,654	6,929	7,643		7,561		7,561	7,561	
0420 - Textbooks	1,255	1,469	8,084		8,327		8,327	8,327	
0430 - Library Books	25,954	23,527	39,418		40,577		40,577	40,577	
0431 - Professional Books	-	-	2,468		2,542		2,542	2,542	
0440 - Periodicals	2,225	1,074	3,500		3,605		3,605	3,605	
0470 - Computer Software	13,340	21,540	16,599		17,116		17,116	17,116	
0480 - Non Consum Tech Supplies	998	1,948	1,200		1,236		1,236	1,236	
0640 - Dues And Fees	325	343	255		263		263	263	
Total Function 2222:	567,187	619,079	631,995	10.13	671,765	10.19	671,765	671,765	10.19
2223 - Multimedia Services									
0111 - Licensed Salaries	71,872	79,200	74,711	1.00	76,794	1.00	76,794	76,794	1.00
0131 - Extended Duty Salaries	4,544	4,798	4,810		4,810		4,810	4,810	
0132 - Extra Duty Contracts	-	-	-		4,798		4,798	4,798	
0210 - P E R S	16,360	18,490	15,106		18,266		18,266	18,266	
0220 - Social Security Admin	5,715	6,307	6,059		6,702		6,702	6,702	
0231 - Workers Compensation	405	512	534		542		542	542	
0232 - Unemployment Compensation	157	173	166		184		184	184	
0244 - Life Insurance	82	82	83		83		83	83	
0245 - Disability Insurance	231	231	235		235		235	235	
0246 - Certified Health Ins.	15,442	16,553	17,177		15,962		15,962	15,962	
0322 - Repair And Maintenance	-	-	2,500		2,575		2,575	2,575	
0341 - In-District Travel	750	1,100	1,596		1,200		1,200	1,200	
0342 - Out-Of-District Travel	229	-	416		428		428	428	
0410 - Consumable Supplies	188	921	1,811		1,866		1,866	1,866	
0460 - Nonconsumable Items	-	-	250		258		258	258	
0470 - Computer Software	9,700	3,063	5,465		5,887		5,887	5,887	
0480 - Non Consum Tech Supplies	87	-	2,967		3,056		3,056	3,056	
Total Function 2223:	125,762	131,431	133,886	1.00	143,646	1.00	143,646	143,646	1.00
2225 - Instruct. Tech. Support									
0112 - Classified Salaries	72,342	78,038	81,773	2.62	85,508	2.62	85,508	85,508	2.62

	2013/14	2014/15	2015/16		2016/17		2016/17		2016/17	
	Actuals	Actuals	Adopted Budget	FTE	Proposed	FTE	Approved	Approved	Adopted	Adopted
	\$	\$	\$		\$		\$		\$	
0210 - P E R S	15,296	16,965	15,320		13,819		13,819		13,819	
0220 - Social Security Admin	5,398	5,881	6,226		6,541		6,541		6,541	
0231 - Workers Compensation	416	516	576		529		529		529	
0232 - Unemployment Compensation	148	161	172		180		180		180	
0244 - Life Insurance	129	129	132		132		132		132	
0245 - Disability Insurance	549	547	558		558		558		558	
0247 - Classified Health Ins.	31,786	31,523	32,151		40,832		40,832		40,832	
0251 - OSEA HRA Benefit	1,549	2,268	2,294		2,206		2,206		2,206	
0322 - Repair And Maintenance	902	-	7,287		7,506		7,506		7,506	
0341 - In-District Travel	149	-	2,603		2,603		2,603		2,603	
0342 - Out-Of-District Travel	589	-	-		-		-		-	
0389 - Other Noninstruct Service	-	-	1,041		1,072		1,072		1,072	
0410 - Consumable Supplies	-	10,944	73		75		75		75	
0480 - Non Consum Tech Supplies	2,161	-	-		-		-		-	
Total Function 2225:	131,415	146,973	150,206	2.62	161,561	2.62	161,561		161,561	2.62
2230 - Assessment & Testing										
0112 - Classified Salaries	17,354	24,716	26,014	1.00	27,790	1.00	27,790		27,790	1.00
0210 - P E R S	3,689	5,241	4,873		4,491		4,491		4,491	
0220 - Social Security Admin	1,327	1,891	2,015		2,126		2,126		2,126	
0231 - Workers Compensation	100	166	187		172		172		172	
0232 - Unemployment Compensation	36	52	55		58		58		58	
0244 - Life Insurance	30	49	50		50		50		50	
0245 - Disability Insurance	72	156	168		168		168		168	
0247 - Classified Health Ins.	9,123	14,495	14,944		15,570		15,570		15,570	
0251 - OSEA HRA Benefit	-	1,035	1,147		1,103		1,103		1,103	
Total Function 2230:	31,732	47,801	49,453	1.00	51,528	1.00	51,528		51,528	1.00
2240 - Instructional Staff Dev.										
0111 - Licensed Salaries	-	6,522	-		-		-		-	
0121 - Substitutes-Licensed	21,861	12,585	-		-		-		-	
0122 - Substitutes-Classified	451	-	-		-		-		-	
0129 - Temporary - Professional Employee	-	2,100	-		-		-		-	
0131 - Extended Duty Salaries	2,664	-	-		-		-		-	
0132 - Extra Duty Contracts	-	-	-		9,122		9,122		9,122	
0210 - P E R S	2,016	3,108	-		868		868		868	
0220 - Social Security Admin	2,059	1,663	-		698		698		698	
0231 - Workers Compensation	157	143	-		56		56		56	
0232 - Unemployment Compensation	51	48	-		19		19		19	
0249 - Tuition	207,042	248,012	275,000		275,000		275,000		275,000	
0310 - Prof/Tech Services	-	5,000	-		-		-		-	
0342 - Out-Of-District Travel	27,629	31,252	51,933		52,003		52,003		52,003	
0389 - Other Noninstruct Service	3,050	650	34,353		35,227		35,227		35,227	
0410 - Consumable Supplies	8,379	948	6,244		6,244		6,244		6,244	
0460 - Nonconsumable Items	11,317	695	-		-		-		-	
Total Function 2240:	286,675	312,727	367,530		379,237		379,237		379,237	
2310 - Board Of Ed. Services										
0112 - Classified Salaries	27,602	32,117	28,303	0.50	27,431	0.50	27,431		27,431	0.50
0210 - P E R S	6,009	6,985	5,303		5,720		5,720		5,720	
0220 - Social Security Admin	2,196	2,491	2,226		2,098		2,098		2,098	
0231 - Workers Compensation	155	197	194		170		170		170	
0232 - Unemployment Compensation	59	67	61		58		58		58	
0241 - Admin Medical Insurance	6,583	6,327	7,584		-		-		-	
0242 - Admin Dental Insurance	881	837	937		937		937		937	
0244 - Life Insurance	92	86	79		79		79		79	
0245 - Disability Insurance	44	41	39		39		39		39	
0247 - Classified Health Ins.	-	-	-		7,785		7,785		7,785	
0324 - Rental And Lease	350	350	-		-		-		-	
0342 - Out-Of-District Travel	135	105	2,082		2,082		2,082		2,082	
0354 - Advertising	1,873	2,210	2,082		2,082		2,082		2,082	
0381 - Audit Services	52,855	45,467	52,049		52,049		52,049		52,049	
0382 - Legal Services	-	-	13,533		13,533		13,533		13,533	
0384 - Negotiation Services	-	78	5,205		5,205		5,205		5,205	
0388 - Election Services	-	11,646	15,615		15,615		15,615		15,615	
0389 - Other Noninstruct Service	9,711	5,261	12,491		12,491		12,491		12,491	
0410 - Consumable Supplies	12,031	11,918	9,277		9,277		9,277		9,277	
0440 - Periodicals	1,095	1,095	1,041		1,072		1,072		1,072	
0640 - Dues And Fees	12,215	9,484	11,451		11,451		11,451		11,451	
Total Function 2310:	133,887	136,764	169,552	0.50	169,174	0.50	169,174		169,174	0.50
2321 - Superintendents Office										
0112 - Classified Salaries	41,571	46,188	42,354	0.75	41,784	0.75	41,784		41,784	0.75
0113 - Administrative Salaries	139,910	150,095	147,612	1.00	154,245	1.00	154,245		154,245	1.00
0210 - P E R S	39,793	44,236	36,914		42,230		42,230		42,230	
0220 - Social Security Admin	12,425	13,420	15,014		15,493		15,493		15,493	
0231 - Workers Compensation	976	1,176	1,293		1,254		1,254		1,254	
0232 - Unemployment Compensation	387	419	411		425		425		425	
0241 - Admin Medical Insurance	24,302	23,796	26,471		16,515		16,515		16,515	
0242 - Admin Dental Insurance	3,072	3,113	2,885		2,885		2,885		2,885	
0244 - Life Insurance	511	513	441		441		441		441	
0245 - Disability Insurance	246	246	214		214		214		214	

	2013/14	2014/15	2015/16		2016/17		2016/17		2016/17	
	Actuals	Actuals	Adopted Budget	FTE	Proposed	FTE	Approved	Approved	Adopted	Adopted
	\$	\$	\$		\$		\$		\$	FTE
0247 - Classified Health Ins.	-	-	-		11,677		11,677		11,677	
0248 - District Paid Tsa	9,600	9,563	9,762		9,762		9,762		9,762	
0322 - Repair And Maintenance	2,859	2,306	3,123		3,217		3,217		3,217	
0324 - Rental And Lease	2,378	2,378	-		-		-		-	
0341 - In-District Travel	6,500	6,500	13,364		6,500		6,500		6,500	
0342 - Out-Of-District Travel	1,222	424	2,082		2,144		2,144		2,144	
0351 - Telephone	31,897	27,925	29,526		29,526		29,526		29,526	
0382 - Legal Services	319	59	3,123		3,217		3,217		3,217	
0389 - Other Noninstruct Service	17,800	14,273	-		-		-		-	
0410 - Consumable Supplies	6,038	6,260	11,385		11,727		11,727		11,727	
0440 - Periodicals	2,018	2,040	-		-		-		-	
0640 - Dues And Fees	1,796	10,544	3,643		3,752		3,752		3,752	
Total Function 2321:	345,620	365,475	349,617	1.75	357,008	1.75	357,008		357,008	1.75
2329 - Other Exec Admin Services										
0121 - Substitutes-Licensed	-	1,029	884		884		884		884	
0122 - Substitutes-Classified	-	65	112		112		112		112	
0210 - P E R S	-	74	196		208		208		208	
0220 - Social Security Admin	-	84	81		76		76		76	
0231 - Workers Compensation	-	7	7		6		6		6	
0232 - Unemployment Compensation	-	2	2		2		2		2	
0342 - Out-Of-District Travel	1,760	-	4,164		4,289		4,289		4,289	
0389 - Other Noninstruct Service	2,170	-	4,322		4,452		4,452		4,452	
0410 - Consumable Supplies	723	-	-		-		-		-	
0640 - Dues And Fees	-	-	1,041		1,072		1,072		1,072	
Total Function 2329:	4,653	1,262	10,809		11,101		11,101		11,101	
2410 - Office Of The Principal										
0111 - Licensed Salaries	2,785	1,000	-		-		-		-	
0112 - Classified Salaries	807,839	860,459	833,332	25.13	892,039	26.31	892,039		892,039	26.31
0113 - Administrative Salaries	1,493,377	1,489,803	1,462,909	15.00	1,502,929	15.00	1,502,929		1,502,929	15.00
0121 - Substitutes-Licensed	817	4,322	-		-		-		-	
0122 - Substitutes-Classified	4,228	451	539		539		539		539	
0129 - Temporary - Professional Employee	-	1,750	-		-		-		-	
0131 - Extended Duty Salaries	-	1,102	5,375		5,375		5,375		5,375	
0132 - Extra Duty Contracts	-	-	-		1,400		1,400		1,400	
0210 - P E R S	494,011	486,486	419,671		480,440		480,440		480,440	
0220 - Social Security Admin	176,096	178,443	177,077		186,754		186,754		186,754	
0231 - Workers Compensation	12,934	14,706	15,712		15,111		15,111		15,111	
0232 - Unemployment Compensation	4,813	4,888	4,860		5,126		5,126		5,126	
0241 - Admin Medical Insurance	212,979	212,516	212,718		247,726		247,726		247,726	
0242 - Admin Dental Insurance	27,625	27,640	25,857		25,857		25,857		25,857	
0244 - Life Insurance	6,240	6,099	5,687		5,687		5,687		5,687	
0245 - Disability Insurance	8,174	7,749	7,317		7,317		7,317		7,317	
0246 - Certified Health Ins.	463	-	-		-		-		-	
0247 - Classified Health Ins.	345,370	351,217	318,853		413,578		413,578		413,578	
0248 - District Paid Tsa	8,772	7,850	7,371		7,371		7,371		7,371	
0251 - OSEA HRA Benefit	17,762	25,286	21,802		26,403		26,403		26,403	
0322 - Repair And Maintenance	5,704	4,416	6,800		7,004		7,004		7,004	
0324 - Rental And Lease	19,500	22,127	25,500		26,265		26,265		26,265	
0332 - Non-Reimb Student Transp	875	282	-		-		-		-	
0341 - In-District Travel	36,600	35,165	41,467		34,560		34,560		34,560	
0342 - Out-Of-District Travel	8,831	10,907	14,706		15,141		15,141		15,141	
0351 - Telephone	2,701	2,700	3,474		3,480		3,480		3,480	
0389 - Other Noninstruct Service	10,496	3,379	3,150		3,245		3,245		3,245	
0410 - Consumable Supplies	16,754	33,684	25,458		26,177		26,177		26,177	
0413 - Graduation Supplies	8,253	-	8,000		8,240		8,240		8,240	
0440 - Periodicals	-	400	400		400		400		400	
0460 - Nonconsumable Items	959	2,961	4,000		1,000		1,000		1,000	
0470 - Computer Software	-	150	50		52		52		52	
0480 - Non Consum Tech Supplies	18,395	10,738	4,250		4,281		4,281		4,281	
0640 - Dues And Fees	20,107	19,155	22,139		22,762		22,762		22,762	
Total Function 2410:	3,773,458	3,827,829	3,678,474	40.13	3,976,259	41.31	3,976,259		3,976,259	41.31
2510 - Direction Of Business Srv										
0112 - Classified Salaries	22,485	23,364	23,407	0.50	20,599	0.50	20,599		20,599	0.50
0113 - Administrative Salaries	145,781	125,887	121,151	1.00	123,724	1.00	123,724		123,724	1.00
0210 - P E R S	35,107	32,269	27,775		28,528		28,528		28,528	
0220 - Social Security Admin	12,633	11,028	11,276		11,323		11,323		11,323	
0231 - Workers Compensation	888	882	973		916		916		916	
0232 - Unemployment Compensation	354	313	310		311		311		311	
0241 - Admin Medical Insurance	20,717	20,645	19,792		16,515		16,515		16,515	
0242 - Admin Dental Insurance	2,413	2,671	2,282		2,282		2,282		2,282	
0244 - Life Insurance	420	418	354		354		354		354	
0245 - Disability Insurance	195	201	171		171		171		171	
0247 - Classified Health Ins.	-	-	-		7,785		7,785		7,785	
0248 - District Paid Tsa	600	600	610		610		610		610	
0341 - In-District Travel	3,136	3,171	8,561		3,136		3,136		3,136	
0342 - Out-Of-District Travel	1,477	1,389	1,353		1,394		1,394		1,394	
0351 - Telephone	135	540	549		551		551		551	
0382 - Legal Services	-	353	-		-		-		-	
0389 - Other Noninstruct Service	-	20	2,343		15,683		15,683		15,683	

	2013/14 Actuals	2014/15 Actuals	2015/16 Adopted Budget		2016/17 Proposed		2016/17 Approved		2016/17 Adopted	
	\$	\$	\$	FTE	\$	FTE	\$	\$	\$	FTE
0410 - Consumable Supplies	1,211	563	2,131		2,195		2,195		2,195	
0460 - Nonconsumable Items	-	-	61,250		1,288		1,288		1,288	
0480 - Non Consum Tech Supplies	-	3,108	38,500		-		-		-	
0520 - Buildings-Acquis/Improve	-	-	50,000		50,000		50,000		50,000	
0640 - Dues And Fees	1,306	939	1,073		1,105		1,105		1,105	
Total Function 2510:	248,859	228,359	373,861	1.50	288,470	1.50	288,470		288,470	1.50
2520 - Fiscal Services										
0112 - Classified Salaries	270,587	272,084	280,808	5.50	284,545	5.50	284,545		284,545	5.50
0113 - Administrative Salaries	108,955	107,159	107,092	1.00	109,831	1.00	109,831		109,831	1.00
0114 - Supervisory Salaries	32,961	68,168	67,941	1.00	71,832	1.00	71,832		71,832	1.00
0210 - P E R S	81,708	92,134	85,942		80,057		80,057		80,057	
0220 - Social Security Admin	30,538	33,177	33,272		36,064		36,064		36,064	
0231 - Workers Compensation	2,247	2,708	2,973		2,918		2,918		2,918	
0232 - Unemployment Compensation	836	906	910		990		990		990	
0241 - Admin Medical Insurance	67,646	70,852	71,285		33,030		33,030		33,030	
0242 - Admin Dental Insurance	8,216	9,130	7,794		7,794		7,794		7,794	
0244 - Life Insurance	1,155	1,230	1,342		1,342		1,342		1,342	
0245 - Disability Insurance	1,094	1,147	1,223		1,223		1,223		1,223	
0247 - Classified Health Ins.	25,172	27,127	29,287		70,065		70,065		70,065	
0248 - District Paid Tsa	900	1,200	1,220		1,220		1,220		1,220	
0251 - OSEA HRA Benefit	1,555	2,878	2,494		2,206		2,206		2,206	
0322 - Repair And Maintenance	290	336	2,082		2,144		2,144		2,144	
0324 - Rental And Lease	1,720	1,720	-		-		-		-	
0341 - In-District Travel	3,668	3,804	7,919		4,443		4,443		4,443	
0342 - Out-Of-District Travel	5,214	8,486	2,394		2,466		2,466		2,466	
0351 - Telephone	-	135	-		780		780		780	
0389 - Other Noninstruct Service	35,553	20,953	31,230		29,730		29,730		29,730	
0410 - Consumable Supplies	3,846	4,301	5,023		5,174		5,174		5,174	
0460 - Nonconsumable Items	995	-	1,235		1,272		1,272		1,272	
0470 - Computer Software	-	478	-		-		-		-	
0640 - Dues And Fees	1,814	5,686	1,594		1,642		1,642		1,642	
Total Function 2520:	686,672	735,800	745,060	7.50	750,768	7.50	750,768		750,768	7.50
2528 - Risk Management Services										
0329 - Other Property Service	-	1,093	-		-		-		-	
2529 - Other Fiscal Services										
0322 - Repair And Maintenance	1,822	1,295	2,343		2,413		2,413		2,413	
0324 - Rental And Lease	3,798	4,790	-		-		-		-	
0389 - Other Noninstruct Service	12	13,715	-		-		-		-	
Total Function 2529:	5,632	19,800	2,343		2,413		2,413		2,413	
2542 - Care/Upkeep Of Buildings										
0112 - Classified Salaries	1,308,210	1,369,629	1,398,795	34.36	1,419,222	34.86	1,419,222		1,419,222	34.86
0122 - Substitutes-Classified	113,396	105,862	165,067		165,067		165,067		165,067	
0210 - P E R S	288,584	313,003	294,550		294,390		294,390		294,390	
0220 - Social Security Admin	104,342	108,117	117,067		121,199		121,199		121,199	
0231 - Workers Compensation	51,869	54,421	56,161		9,824		9,824		9,824	
0232 - Unemployment Compensation	2,864	2,966	3,286		3,326		3,326		3,326	
0244 - Life Insurance	1,653	1,677	1,711		1,711		1,711		1,711	
0245 - Disability Insurance	9,338	9,485	9,701		9,701		9,701		9,701	
0247 - Classified Health Ins.	441,729	447,409	458,243		534,905		534,905		534,905	
0251 - OSEA HRA Benefit	14,104	28,869	28,886		26,675		26,675		26,675	
0322 - Repair And Maintenance	4,638	7,701	30,991		32,562		32,562		32,562	
0324 - Rental And Lease	4,325	4,143	150		155		155		155	
0325 - Electricity	729,772	756,766	760,604		783,422		783,422		783,422	
0326 - Fuel	264,535	229,428	389,379		401,062		401,062		401,062	
0327 - Water And Sewer	205,974	236,541	183,603		189,112		189,112		189,112	
0328 - Garbage	83,151	88,372	90,566		93,280		93,280		93,280	
0341 - In-District Travel	430	690	200		200		200		200	
0342 - Out-Of-District Travel	644	-	-		-		-		-	
0389 - Other Noninstruct Service	26,235	35,792	11,150		11,455		11,455		11,455	
0410 - Consumable Supplies	139,546	157,497	146,837		148,642		148,642		148,642	
0460 - Nonconsumable Items	2,314	700	1,200		1,206		1,206		1,206	
0480 - Non Consum Tech Supplies	2,580	-	-		-		-		-	
0541 - Initial/Additional Equip	2,790	-	-		-		-		-	
0640 - Dues And Fees	75	-	25		26		26		26	
Total Function 2542:	3,803,098	3,959,067	4,148,172	34.36	4,247,142	34.86	4,247,142		4,247,142	34.86
2543 - Care/Upkeep Of Grounds										
0112 - Classified Salaries	72,279	69,186	59,471	1.50	77,440	2.00	77,440		77,440	2.00
0210 - P E R S	15,307	15,050	11,142		12,515		12,515		12,515	
0220 - Social Security Admin	5,190	5,034	4,308		5,924		5,924		5,924	
0231 - Workers Compensation	2,697	2,648	2,354		480		480		480	
0232 - Unemployment Compensation	142	138	119		163		163		163	
0244 - Life Insurance	85	87	74		74		74		74	
0245 - Disability Insurance	496	468	398		398		398		398	
0247 - Classified Health Ins.	20,683	19,332	17,099		31,140		31,140		31,140	
0251 - OSEA HRA Benefit	621	1,343	1,118		1,654		1,654		1,654	
0322 - Repair And Maintenance	15,797	19,798	55,449		57,112		57,112		57,112	
0342 - Out-Of-District Travel	370	790	250		258		258		258	
0389 - Other Noninstruct Service	765	290	1,458		1,502		1,502		1,502	

	2013/14	2014/15	2015/16		2016/17		2016/17	2016/17	
	Actuals	Actuals	Adopted Budget	FTE	Proposed	FTE	Approved	Adopted	
	\$	\$	\$		\$		\$	\$	FTE
0410 - Consumable Supplies	14,498	11,158	14,568		14,973		14,973	14,973	
0460 - Nonconsumable Items	10,112	-	1,480		1,518		1,518	1,518	
0542 - Replacement Equipment	10,000	-	-		-		-	-	
0640 - Dues And Fees	109	200	1,291		1,330		1,330	1,330	
Total Function 2543:	169,150	145,523	170,579	1.50	206,481	2.00	206,481	206,481	2.00
2544 - Maintenance									
0112 - Classified Salaries	257,227	277,170	266,940	5.50	289,268	6.00	289,268	289,268	6.00
0114 - Supervisory Salaries	80,087	83,968	83,712	1.00	87,973	1.00	87,973	87,973	1.00
0210 - P E R S	71,415	78,623	65,695		74,845		74,845	74,845	
0220 - Social Security Admin	24,709	26,201	25,542		28,859		28,859	28,859	
0231 - Workers Compensation	11,247	12,330	12,316		2,338		2,338	2,338	
0232 - Unemployment Compensation	678	719	702		792		792	792	
0241 - Admin Medical Insurance	14,270	14,142	12,749		16,515		16,515	16,515	
0242 - Admin Dental Insurance	1,763	1,828	1,560		1,560		1,560	1,560	
0244 - Life Insurance	516	548	496		496		496	496	
0245 - Disability Insurance	1,909	2,046	1,973		1,973		1,973	1,973	
0247 - Classified Health Ins.	72,629	77,051	75,335		93,420		93,420	93,420	
0248 - District Paid Tsa	600	600	610		610		610	610	
0251 - OSEA HRA Benefit	3,064	6,031	5,764		6,066		6,066	6,066	
0322 - Repair And Maintenance	228	2,942	-		-		-	-	
0324 - Rental And Lease	560	560	2,082		2,144		2,144	2,144	
0325 - Electricity	4,816	4,965	5,942		6,120		6,120	6,120	
0326 - Fuel	3,160	2,849	6,142		6,326		6,326	6,326	
0327 - Water And Sewer	1,837	1,942	3,345		3,445		3,445	3,445	
0328 - Garbage	2,371	2,020	3,019		3,110		3,110	3,110	
0342 - Out-Of-District Travel	1,011	599	3,019		3,109		3,109	3,109	
0389 - Other Noninstruct Service	675	2,386	7,807		8,041		8,041	8,041	
0410 - Consumable Supplies	28,627	45,049	44,137		45,461		45,461	45,461	
0417 - Gas And Oil	19,332	16,300	25,884		26,661		26,661	26,661	
0460 - Nonconsumable Items	6,312	-	8,931		9,199		9,199	9,199	
0470 - Computer Software	966	-	498		513		513	513	
0480 - Non Consum Tech Supplies	-	155	-		-		-	-	
0542 - Replacement Equipment	24,527	-	-		-		-	-	
0640 - Dues And Fees	275	988	885		912		912	912	
0651 - Liability Insurance	216	-	-		-		-	-	
0653 - Property Ins. Premiums	123	-	-		-		-	-	
Total Function 2544:	635,146	662,010	665,085	6.50	719,756	7.00	719,756	719,756	7.00
2545 - Maintenance - Fixed									
0322 - Repair And Maintenance	208,948	186,199	228,185		235,032		235,032	235,032	
2547 - District Repair & Maint.									
0322 - Repair And Maintenance	21,522	6,587	437,834		450,969		450,969	450,969	
0383 - Architect/Engineer Serv	468	3,500	26,182		26,967		26,967	26,967	
0389 - Other Noninstruct Service	343,741	625,028	17,176		17,691		17,691	17,691	
0410 - Consumable Supplies	77,199	89,664	-		-		-	-	
0460 - Nonconsumable Items	941	10,619	-		-		-	-	
0640 - Dues And Fees	600	750	-		-		-	-	
Total Function 2547:	444,471	736,149	481,192		495,627		495,627	495,627	
2551 - Transp Svc Area Direction									
0112 - Classified Salaries	59,729	63,018	120,746	3.00	122,414	3.00	122,414	122,414	3.00
0114 - Supervisory Salaries	63,325	72,815	145,117	2.00	153,469	2.00	153,469	153,469	2.00
0132 - Extra Duty Contracts	196	-	-		-		-	-	
0210 - P E R S	26,219	29,658	50,078		57,825		57,825	57,825	
0220 - Social Security Admin	9,341	10,221	20,222		21,215		21,215	21,215	
0231 - Workers Compensation	2,151	2,407	5,021		5,027		5,027	5,027	
0232 - Unemployment Compensation	256	280	555		582		582	582	
0241 - Admin Medical Insurance	12,554	14,229	30,699		33,030		33,030	33,030	
0242 - Admin Dental Insurance	1,521	1,818	3,108		3,108		3,108	3,108	
0244 - Life Insurance	261	280	500		500		500	500	
0245 - Disability Insurance	536	544	1,074		1,074		1,074	1,074	
0247 - Classified Health Ins.	18,415	20,045	41,409		46,710		46,710	46,710	
0248 - District Paid Tsa	225	300	610		610		610	610	
0251 - OSEA HRA Benefit	1,848	3,436	3,441		3,309		3,309	3,309	
0322 - Repair And Maintenance	315	1,654	2,082		2,144		2,144	2,144	
0324 - Rental And Lease	1,677	1,880	1,561		1,608		1,608	1,608	
0341 - In-District Travel	1,320	1,440	2,718		1,440		1,440	1,440	
0342 - Out-Of-District Travel	6,116	-	937		965		965	965	
0354 - Advertising	198	349	-		-		-	-	
0389 - Other Noninstruct Service	7,331	-	10,410		10,722		10,722	10,722	
0410 - Consumable Supplies	6,134	8,172	6,357		6,548		6,548	6,548	
0460 - Nonconsumable Items	-	-	4,029		4,150		4,150	4,150	
0470 - Computer Software	8,180	14,652	6,246		6,433		6,433	6,433	
0480 - Non Consum Tech Supplies	2,094	330	-		-		-	-	
0542 - Replacement Equipment	65	-	-		-		-	-	
0640 - Dues And Fees	512	730	624		643		643	643	
Total Function 2551:	230,521	248,260	457,544	5.00	483,526	5.00	483,526	483,526	5.00
2552 - Vehicle Operation Service									
0112 - Classified Salaries	586,356	900,683	986,044	32.31	1,451,765	57.13	1,451,765	1,451,765	57.13
0210 - P E R S	90,727	161,272	177,582		242,362		242,362	242,362	

* Full Time Equivalency

	2013/14	2014/15	2015/16	2016/17		2016/17	2016/17		
	Actuals	Actuals	Adopted Budget	Proposed	Proposed	Approved	Adopted	Adopted	
	\$	\$	\$	FTE	\$	FTE	\$	\$	FTE
0220 - Social Security Admin	40,712	65,497	73,849		111,313		111,313	111,313	
0231 - Workers Compensation	56,740	67,149	37,097		62,955		62,955	62,955	
0232 - Unemployment Compensation	736	1,472	2,104		3,056		3,056	3,056	
0244 - Life Insurance	1,183	1,776	1,984		1,984		1,984	1,984	
0245 - Disability Insurance	2,966	4,133	4,897		4,897		4,897	4,897	
0247 - Classified Health Ins.	247,452	381,378	415,188		916,672		916,672	916,672	
0251 - OSEA HRA Benefit	32,385	49,140	23,992		51,837		51,837	51,837	
0324 - Rental And Lease	4,200	52,165	5,205		5,361		5,361	5,361	
0331 - Reimb. Student Transp	20,265	97,628	85,428		87,991		87,991	87,991	
0332 - Non-Reimb Student Transp	3,908	(922)	47,900		49,339		49,339	49,339	
0341 - In-District Travel	-	-	521		521		521	521	
0342 - Out-Of-District Travel	2,835	11,498	1,250		1,288		1,288	1,288	
0389 - Other Noninstruct Service	10,862	12,765	8,328		8,578		8,578	8,578	
0410 - Consumable Supplies	565	895	2,837		2,922		2,922	2,922	
0480 - Non Consum Tech Supplies	-	259	-		-		-	-	
0640 - Dues And Fees	323	348	781		804		804	804	
0651 - Liability Insurance	18,291	16,950	22,902		23,589		23,589	23,589	
0653 - Property Ins. Premiums	11,938	17,832	10,410		10,722		10,722	10,722	
Total Function 2552:	1,132,445	1,841,920	1,908,299	32.31	3,037,956	57.13	3,037,956	3,037,956	57.13
2554 - Vehicle Service & Maint									
0112 - Classified Salaries	111,584	119,205	143,879	3.00	139,938	3.00	139,938	139,938	3.00
0210 - P E R S	23,706	25,954	26,956		21,972		21,972	21,972	
0220 - Social Security Admin	8,511	9,094	11,120		10,705		10,705	10,705	
0231 - Workers Compensation	5,599	6,003	6,351		6,058		6,058	6,058	
0232 - Unemployment Compensation	225	240	308		294		294	294	
0244 - Life Insurance	106	98	150		150		150	150	
0245 - Disability Insurance	791	777	1,030		1,030		1,030	1,030	
0247 - Classified Health Ins.	25,055	22,295	32,040		46,710		46,710	46,710	
0322 - Repair And Maintenance	39,934	79,307	104,097		107,220		107,220	107,220	
0324 - Rental And Lease	-	-	1,041		1,072		1,072	1,072	
0342 - Out-Of-District Travel	-	-	261		269		269	269	
0410 - Consumable Supplies	62,039	63,019	62,459		64,333		64,333	64,333	
0417 - Gas And Oil	296,063	228,412	339,331		303,354		303,354	303,354	
0460 - Nonconsumable Items	75,235	2,946	79,359		81,740		81,740	81,740	
0640 - Dues And Fees	11,069	14,937	2,603		2,681		2,681	2,681	
0652 - Fidelity Bond Premiums	200	200	416		428		428	428	
Total Function 2554:	660,118	572,488	811,401	3.00	787,954	3.00	787,954	787,954	3.00
2558 - Spec Ed Transp Services									
0112 - Classified Salaries	1,008,704	848,224	624,522	24.59	-	-	-	-	-
0114 - Supervisory Salaries	63,325	72,815	-		-	-	-	-	-
0210 - P E R S	225,690	199,915	107,265		-	-	-	-	-
0220 - Social Security Admin	81,915	70,255	43,336		-	-	-	-	-
0231 - Workers Compensation	6,898	7,355	26,098		-	-	-	-	-
0232 - Unemployment Compensation	2,627	2,242	1,303		-	-	-	-	-
0241 - Admin Medical Insurance	12,554	14,229	-		-	-	-	-	-
0242 - Admin Dental Insurance	1,521	1,818	-		-	-	-	-	-
0244 - Life Insurance	2,170	1,829	1,376		1,376		1,376	1,376	
0245 - Disability Insurance	5,385	4,269	3,155		3,155		3,155	3,155	
0247 - Classified Health Ins.	418,043	351,347	321,423		-	-	-	-	-
0248 - District Paid Tsa	225	300	-		-	-	-	-	-
0251 - OSEA HRA Benefit	109	69	21,517		-	-	-	-	-
0331 - Reimb. Student Transp	105,735	103,177	234,219		241,246		241,246	241,246	
0410 - Consumable Supplies	28,296	44,358	41,639		42,888		42,888	42,888	
0417 - Gas And Oil	177,577	153,457	177,590		158,762		158,762	158,762	
0651 - Liability Insurance	14,712	14,809	12,491		12,866		12,866	12,866	
Total Function 2558:	2,155,485	1,890,468	1,615,934	24.59	460,293		460,293	460,293	
2559 - Other Pupil Transp.									
0322 - Repair And Maintenance	2,194	2,489	5,725		5,897		5,897	5,897	
0325 - Electricity	7,238	7,552	9,975		10,274		10,274	10,274	
0326 - Fuel	15,772	1,899	4,060		4,182		4,182	4,182	
0327 - Water And Sewer	1,706	1,785	2,036		2,097		2,097	2,097	
0328 - Garbage	2,134	2,020	2,290		2,359		2,359	2,359	
0351 - Telephone	2,259	2,544	4,685		4,685		4,685	4,685	
0356 - Telecomm. Circuits	4,765	3,337	19,779		20,372		20,372	20,372	
0389 - Other Noninstruct Service	-	-	1,041		1,072		1,072	1,072	
0410 - Consumable Supplies	33	-	1,353		1,394		1,394	1,394	
0651 - Liability Insurance	10,409	9,413	10,410		10,722		10,722	10,722	
0653 - Property Ins. Premiums	3,795	1,116	3,123		3,217		3,217	3,217	
Total Function 2559:	50,307	32,155	64,477		66,271		66,271	66,271	
2570 - Internal Services									
0651 - Liability Insurance	-	93,833	-		-		-	-	
0653 - Property Ins. Premiums	195,893	207,067	-		-		-	-	
Total Function 2570:	195,893	300,900	-		-		-	-	
2572 - Purchasing Services									
0112 - Classified Salaries	49,018	49,010	49,130	1.00	47,227	1.00	47,227	47,227	1.00
0122 - Substitutes-Classified	609	-	-		-		-	-	
0124 - Temporary-Classified	920	-	-		-		-	-	
0210 - P E R S	10,372	10,664	9,205		7,632		7,632	7,632	

	2013/14	2014/15	2015/16		2016/17		2016/17	2016/17	
	Actuals	Actuals	Adopted Budget	FTE	Proposed	FTE	Approved	Adopted	
	\$	\$	\$		\$		\$	\$	FTE
0220 - Social Security Admin	3,768	3,607	3,649		3,613		3,613	3,613	
0231 - Workers Compensation	277	300	341		292		292	292	
0232 - Unemployment Compensation	103	99	101		99		99	99	
0244 - Life Insurance	48	49	50		50		50	50	
0245 - Disability Insurance	340	347	351		351		351	351	
0247 - Classified Health Ins.	15,005	15,019	15,273		15,570		15,570	15,570	
0251 - OSEA HRA Benefit	583	1,147	1,147		1,103		1,103	1,103	
0341 - In-District Travel	20	-	-		-		-	-	
0354 - Advertising	-	-	1,041		1,072		1,072	1,072	
0410 - Consumable Supplies	-	-	921		949		949	949	
0640 - Dues And Fees	110	110	2,603		2,681		2,681	2,681	
Total Function 2572:	81,175	80,352	83,812	1.00	80,639	1.00	80,639	80,639	1.00
2573 - Warehouse Services									
0112 - Classified Salaries	39,886	37,096	37,187	0.88	37,831	0.88	37,831	37,831	0.88
0210 - P E R S	8,439	8,072	6,967		7,888		7,888	7,888	
0220 - Social Security Admin	2,554	2,654	2,751		2,894		2,894	2,894	
0231 - Workers Compensation	1,502	1,427	1,457		235		235	235	
0232 - Unemployment Compensation	70	73	77		79		79	79	
0244 - Life Insurance	42	43	44		44		44	44	
0245 - Disability Insurance	270	275	281		281		281	281	
0247 - Classified Health Ins.	12,643	13,170	13,392		13,623		13,623	13,623	
0251 - OSEA HRA Benefit	510	1,004	1,004		965		965	965	
0410 - Consumable Supplies	-	-	1,353		1,394		1,394	1,394	
0417 - Gas And Oil	5,433	3,714	5,470		5,634		5,634	5,634	
Total Function 2573:	71,348	67,527	69,983	0.88	70,868	0.88	70,868	70,868	0.88
2574 - Printing/Duplicating Serv									
0112 - Classified Salaries	17,755	20,147	20,780	0.60	18,516	0.72	18,516	18,516	0.72
0210 - P E R S	3,745	3,495	3,893		1,763		1,763	1,763	
0220 - Social Security Admin	1,351	1,541	1,609		1,416		1,416	1,416	
0231 - Workers Compensation	105	134	150		115		115	115	
0232 - Unemployment Compensation	37	42	45		39		39	39	
0244 - Life Insurance	48	45	50		50		50	50	
0245 - Disability Insurance	125	122	130		130		130	130	
0247 - Classified Health Ins.	6,613	5,611	7,057		9,731		9,731	9,731	
0251 - OSEA HRA Benefit	583	1,051	1,147		-		-	-	
0322 - Repair And Maintenance	13,108	21,612	26,024		26,805		26,805	26,805	
0324 - Rental And Lease	2,543	-	98,894		101,861		101,861	101,861	
0410 - Consumable Supplies	-	-	187		193		193	193	
0460 - Nonconsumable Items	-	-	1,576		1,623		1,623	1,623	
Total Function 2574:	46,013	53,801	161,542	0.60	162,242	0.72	162,242	162,242	0.72
2579 - Other Internal Services									
0322 - Repair And Maintenance	795	617	3,540		3,646		3,646	3,646	
0324 - Rental And Lease	840	840	1,145		1,179		1,179	1,179	
0353 - Postage	62,853	50,577	83,993		86,513		86,513	86,513	
0410 - Consumable Supplies	583	510	1,353		1,394		1,394	1,394	
0640 - Dues And Fees	736	444	1,145		1,179		1,179	1,179	
Total Function 2579:	65,806	52,988	91,176		93,911		93,911	93,911	
2620 - Plan/Research/Eval Serv.									
0310 - Prof/Tech Services	2,343	-	-		-		-	-	
2624 - Planning Services									
0389 - Other Noninstruct Service	7,200	8,100	9,890		10,187		10,187	10,187	
2630 - Information Services									
0114 - Supervisory Salaries	66,075	71,434	70,035	1.00	86,706	1.00	86,706	86,706	1.00
0132 - Extra Duty Contracts	-	231	-		-		-	-	
0210 - P E R S	14,165	15,750	13,256		14,218		14,218	14,218	
0220 - Social Security Admin	5,003	5,349	5,276		6,730		6,730	6,730	
0231 - Workers Compensation	355	428	471		545		545	545	
0232 - Unemployment Compensation	137	147	145		185		185	185	
0241 - Admin Medical Insurance	14,410	14,267	15,392		16,515		16,515	16,515	
0242 - Admin Dental Insurance	1,719	1,818	1,554		1,554		1,554	1,554	
0244 - Life Insurance	176	180	153		153		153	153	
0245 - Disability Insurance	85	87	73		73		73	73	
0248 - District Paid Tsa	600	600	610		610		610	610	
0341 - In-District Travel	720	720	1,481		720		720	720	
0342 - Out-Of-District Travel	1,521	415	937		965		965	965	
0351 - Telephone	-	-	-		551		551	551	
0389 - Other Noninstruct Service	-	-	14,573		15,010		15,010	15,010	
0410 - Consumable Supplies	142	30	-		-		-	-	
0640 - Dues And Fees	260	335	624		643		643	643	
Total Function 2630:	105,369	111,790	124,580	1.00	145,178	1.00	145,178	145,178	1.00
2640 - Staff Services									
0112 - Classified Salaries	70,699	76,030	78,131	1.50	75,062	1.50	75,062	75,062	1.50
0113 - Administrative Salaries	116,704	122,362	121,586	1.00	118,810	1.00	118,810	118,810	1.00
0131 - Extended Duty Salaries	616	3,680	-		-		-	-	
0132 - Extra Duty Contracts	200	-	-		-		-	-	
0210 - P E R S	40,640	43,967	38,108		38,860		38,860	38,860	
0220 - Social Security Admin	14,198	15,357	15,666		15,113		15,113	15,113	

	2013/14	2014/15	2015/16		2016/17		2016/17	2016/17	
	Actuals	Actuals	Adopted Budget	FTE	Proposed	FTE	Approved	Adopted	
	\$	\$	\$		\$		\$	\$	FTE
0231 - Workers Compensation	1,021	1,215	1,352		1,223		1,223	1,223	
0232 - Unemployment Compensation	396	429	433		415		415	415	
0241 - Admin Medical Insurance	36,327	36,212	33,942		16,515		16,515	16,515	
0242 - Admin Dental Insurance	4,268	4,451	3,793		3,793		3,793	3,793	
0244 - Life Insurance	574	589	497		497		497	497	
0245 - Disability Insurance	277	283	239		239		239	239	
0247 - Classified Health Ins.	133	-	-		23,355		23,355	23,355	
0248 - District Paid Tsa	600	637	610		610		610	610	
0251 - OSEA HRA Benefit	20	90	-		-		-	-	
0324 - Rental And Lease	-	-	52		54		54	54	
0341 - In-District Travel	3,136	3,330	6,448		3,136		3,136	3,136	
0342 - Out-Of-District Travel	3,577	3,220	1,353		1,394		1,394	1,394	
0351 - Telephone	450	540	549		551		551	551	
0354 - Advertising	1,625	470	1,561		1,608		1,608	1,608	
0382 - Legal Services	1,650	1,723	5,205		5,361		5,361	5,361	
0389 - Other Noninstruct Service	19,222	15,563	45,926		87,304		87,304	87,304	
0410 - Consumable Supplies	3,692	6,191	5,059		5,211		5,211	5,211	
0440 - Periodicals	5,828	6,120	-		-		-	-	
0460 - Nonconsumable Items	-	222	-		-		-	-	
0470 - Computer Software	9,568	9,695	13,059		13,451		13,451	13,451	
0640 - Dues And Fees	1,418	1,972	2,114		2,177		2,177	2,177	
Total Function 2640:	336,839	354,347	375,683	2.50	414,739	2.50	414,739	414,739	2.50
2649 - Other Staff Services									
0121 - Substitutes-Licensed	2,733	-	-		-		-	-	
0122 - Substitutes-Classified	515	3,794	2,597		2,597		2,597	2,597	
0129 - Temporary - Professional Employee	-	6,400	-		-		-	-	
0132 - Extra Duty Contracts	10,938	-	-		-		-	-	
0139 - Severance Pay	16,852	10,024	-		-		-	-	
0210 - P E R S	6,015	2,287	511		541		541	541	
0220 - Social Security Admin	3,117	1,497	211		199		199	199	
0231 - Workers Compensation	216	127	17		16		16	16	
0232 - Unemployment Compensation	85	42	8		5		5	5	
0244 - Life Insurance	3	-	-		-		-	-	
0245 - Disability Insurance	9	-	-		-		-	-	
0247 - Classified Health Ins.	543	-	-		-		-	-	
0249 - Tuition	14,933	-	-		-		-	-	
0318 - Prof Serv Non Inst Staff	-	-	4,421		4,554		4,554	4,554	
0324 - Rental And Lease	250	-	-		-		-	-	
0342 - Out-Of-District Travel	617	-	2,734		2,816		2,816	2,816	
0389 - Other Noninstruct Service	11,000	-	-		-		-	-	
0410 - Consumable Supplies	1,571	159	2,734		2,816		2,816	2,816	
Total Function 2649:	69,400	24,330	13,233		13,544		13,544	13,544	
2664 - Operations Services									
0112 - Classified Salaries	90,091	101,474	98,599	3.00	107,370	3.13	107,370	107,370	3.13
0114 - Supervisory Salaries	117,316	126,471	125,221	2.00	150,001	2.00	150,001	150,001	2.00
0210 - P E R S	41,715	49,792	42,271		45,717		45,717	45,717	
0220 - Social Security Admin	15,887	17,307	17,189		19,827		19,827	19,827	
0231 - Workers Compensation	1,153	1,422	1,545		1,604		1,604	1,604	
0232 - Unemployment Compensation	436	475	473		544		544	544	
0241 - Admin Medical Insurance	27,516	28,213	25,616		33,030		33,030	33,030	
0242 - Admin Dental Insurance	3,375	3,469	2,961		2,961		2,961	2,961	
0244 - Life Insurance	491	506	455		455		455	455	
0245 - Disability Insurance	837	875	860		860		860	860	
0247 - Classified Health Ins.	38,168	39,335	40,013		48,695		48,695	48,695	
0248 - District Paid Tsa	1,200	1,200	1,220		1,220		1,220	1,220	
0249 - Tuition	200	-	-		-		-	-	
0251 - OSEA HRA Benefit	774	3,203	3,441		3,309		3,309	3,309	
0322 - Repair And Maintenance	906	28,707	4,164		4,289		4,289	4,289	
0324 - Rental And Lease	14,812	9,557	-		-		-	-	
0341 - In-District Travel	4,304	4,160	6,728		1,800		1,800	1,800	
0342 - Out-Of-District Travel	999	673	2,498		2,573		2,573	2,573	
0351 - Telephone	-	-	5,726		5,726		5,726	5,726	
0356 - Telecomm. Circuits	123,750	84,677	157,080		201,793		201,793	201,793	
0389 - Other Noninstruct Service	13,941	25,842	4,685		184,826		184,826	184,826	
0410 - Consumable Supplies	25,747	12,665	13,214		13,610		13,610	13,610	
0440 - Periodicals	-	49	-		-		-	-	
0460 - Nonconsumable Items	-	221	521		200,537		200,537	200,537	
0470 - Computer Software	49,717	32,291	29,459		30,343		30,343	30,343	
0480 - Non Consum Tech Supplies	107,648	49,156	113,110		116,503		116,503	116,503	
0640 - Dues And Fees	18,299	10,895	27,690		28,521		28,521	28,521	
Total Function 2664:	699,284	632,636	724,739	5.00	1,206,114	5.13	1,206,114	1,206,114	5.13
2665 - Telephone Services									
0351 - Telephone	59,555	67,628	66,678		66,678		66,678	66,678	
2700 - Supplemental Retire. Prg									
0116 - Early Retirement Stipends	319,678	297,842	332,905		260,000		260,000	260,000	
0220 - Social Security Admin	13,924	13,409	12,624		19,890		19,890	19,890	
0232 - Unemployment Compensation	34	16	-		-		-	-	
0245 - Disability Insurance	28	27	26		-		-	-	
0247 - Classified Health Ins.	97	152	-		-		-	-	

	2013/14 Actuals	2014/15 Actuals	2015/16 Adopted Budget		2016/17 Proposed	2016/17 Approved	2016/17 Adopted	
	\$	\$	\$	FTE	\$	\$	\$	FTE
Total Function 2700:	333,761	311,446	345,555		279,890	279,890	279,890	
3300 - Community Services								
0112 - Classified Salaries	36,755	41,409	45,466	1.25	48,573	48,573	48,573	1.25
0114 - Supervisory Salaries	3,932	-	-		-	-	-	
0132 - Extra Duty Contracts	1	-	-		-	-	-	
0210 - P E R S	8,630	8,983	8,519		7,850	7,850	7,850	
0220 - Social Security Admin	3,044	3,107	3,479		3,716	3,716	3,716	
0231 - Workers Compensation	236	264	321		301	301	301	
0232 - Unemployment Compensation	84	85	96		102	102	102	
0241 - Admin Medical Insurance	657	-	-		-	-	-	
0242 - Admin Dental Insurance	92	-	-		-	-	-	
0244 - Life Insurance	71	62	62		62	62	62	
0245 - Disability Insurance	124	122	123		123	123	123	
0247 - Classified Health Ins.	18,725	18,853	19,171		19,462	19,462	19,462	
0248 - District Paid Tsa	31	-	-		-	-	-	
0251 - OSEA HRA Benefit	728	1,433	1,434		1,379	1,379	1,379	
0324 - Rental And Lease	201	208	261		269	269	269	
0341 - In-District Travel	131	-	1,331		1,331	1,331	1,331	
0342 - Out-Of-District Travel	-	1,343	469		483	483	483	
0389 - Other Noninstruct Service	7,815	9,624	19,779		20,372	20,372	20,372	
0410 - Consumable Supplies	232	-	2,374		2,445	2,445	2,445	
0415 - Food	-	71	-		-	-	-	
0480 - Non Consum Tech Supplies	-	1,637	2,082		2,144	2,144	2,144	
0640 - Dues And Fees	1,380	142	432		445	445	445	
Total Function 3300:	82,870	87,341	105,399	1.25	109,057	109,057	109,057	1.25
3390 - Community Education								
0113 - Administrative Salaries	92,241	97,138	83,553	1.00	94,420	94,420	94,420	1.00
0114 - Supervisory Salaries	78,017	82,823	82,410	2.00	89,107	89,107	89,107	2.00
0122 - Substitutes-Classified	97	-	-		-	-	-	
0124 - Temporary-Classified	136,409	190,018	115,850		115,850	115,850	115,850	
0129 - Temporary - Professional Employee	-	1,300	-		-	-	-	
0210 - P E R S	48,998	63,109	52,812		61,466	61,466	61,466	
0220 - Social Security Admin	23,583	28,106	21,341		23,269	23,269	23,269	
0231 - Workers Compensation	1,736	2,356	1,712		1,884	1,884	1,884	
0232 - Unemployment Compensation	646	771	345		638	638	638	
0241 - Admin Medical Insurance	43,795	41,614	41,122		49,545	49,545	49,545	
0242 - Admin Dental Insurance	5,313	5,325	4,674		4,674	4,674	4,674	
0244 - Life Insurance	579	510	449		449	449	449	
0245 - Disability Insurance	303	249	216		216	216	216	
0247 - Classified Health Ins.	2,748	264	-		-	-	-	
0248 - District Paid Tsa	1,800	1,800	1,728		1,728	1,728	1,728	
0251 - OSEA HRA Benefit	92	11	-		-	-	-	
0310 - Prof/Tech Services	-	83	-		-	-	-	
0322 - Repair And Maintenance	-	1,635	-		-	-	-	
0324 - Rental And Lease	-	-	1,041		1,072	1,072	1,072	
0331 - Reimb. Student Transp	3,352	3,434	-		-	-	-	
0341 - In-District Travel	3,354	2,000	2,329		3,136	3,136	3,136	
0342 - Out-Of-District Travel	1,403	1,311	-		-	-	-	
0351 - Telephone	945	1,485	1,510		1,652	1,652	1,652	
0353 - Postage	-	12	-		-	-	-	
0355 - Printing And Binding	831	770	521		537	537	537	
0389 - Other Noninstruct Service	35,247	26,196	124,916		128,663	128,663	128,663	
0410 - Consumable Supplies	15,870	24,288	18,382		18,933	18,933	18,933	
0415 - Food	2,657	4,056	-		-	-	-	
0417 - Gas And Oil	1,168	1,785	-		-	-	-	
0460 - Nonconsumable Items	-	709	-		-	-	-	
0480 - Non Consum Tech Supplies	3,076	-	4,164		4,289	4,289	4,289	
0640 - Dues And Fees	-	450	521		537	537	537	
0651 - Liability Insurance	4	746	-		-	-	-	
0653 - Property Ins. Premiums	1	-	-		-	-	-	
Total Function 3390:	504,265	584,354	559,596	3.00	602,065	602,065	602,065	3.00
4150 - Bldg Acq,Const & Improve								
0520 - Buildings-Acquis/Improve	-	-	10,410		10,410	10,410	10,410	
5200 - Transfer Of Funds								
0710 - Fund Modifications	55,931	130,000	55,000		210,000	210,000	210,000	
6110 - Operating Contingency								
0810 - Planned Reserve	-	-	145,000		160,000	160,000	160,000	
Total Requirements:	65,862,378	70,928,533	75,093,033	670.58	77,106,877	695.02	77,106,877	695.02

Oregon City School District
200 - Special Revenue Resources
Total: \$17,446,995
July 01, 2016 to June 30, 2017

	2013/14	2014/15	2015/16		2016/17		2016/17	2016/17	
	Actuals	Actuals	Adopted Budget	FTE	Proposed	FTE	Approved	Adopted	
	\$	\$	\$		\$		\$	\$	FTE
1510 - Interest On Investments	-	3,539	5,530		5,530		5,530	5,530	
1600 - Food Service	644,142	620,952	892,500		919,275		919,275	919,275	
1630 - Misc Food Revenues	8,270	6,548	21,000		21,630		21,630	21,630	
1790 - Other Ex-Curr. Activities	2,129,148	1,974,522	2,647,100		2,701,513		2,701,513	2,701,513	
1823 - Day Care Fees	566,036	769,355	850,000		975,000		975,000	975,000	
1826 - KinderDay Fees	257,662	229,305	100,000		-		-	-	
1829 - Pre School Revenue	16,000	21,886	-		80,665		80,665	80,665	
1911 - Building Rent	25,218	6,146	25,000		25,000		25,000	25,000	
1920 - Gifts From Private Source	4,573	99,656	598,523		605,523		605,523	605,523	
1960 - Recovery Of Pr. Yr. Exp.	-	20	-		-		-	-	
1970 - Services To Other Funds	92,241	49,966	35,000		85,000		85,000	85,000	
1990 - Misc Local Revenue	69,160	127,029	143,501		143,501		143,501	143,501	
2102 - Esd Funds	767,026	754,674	800,000		800,000		800,000	800,000	
2199 - Other Intermediate Source	-	-	40,000		40,000		40,000	40,000	
2201 - Restricted Grant	38,474	19,750	5,000		5,000		5,000	5,000	
3102 - Ssf-School Lunch Match	23,146	23,711	27,300		28,119		28,119	28,119	
3199 - Unrestricted State Grants	2,022	237,412	282,677		122,677		122,677	122,677	
3200 - Restricted State Grants	-	8,899	5,000		5,000		5,000	5,000	
3222 - Ssf-Transportation	272,647	316,018	394,787		394,787		394,787	394,787	
3299 - Misc Restrictd Grants	62,991	443,840	570,000		550,000		550,000	550,000	
4500 - Fed/State Restr Grants	596,294	493,185	880,000		955,000		955,000	955,000	
4501 - Title I	1,435,145	1,497,084	1,280,337		1,454,762		1,454,762	1,454,762	
4502 - Block Grant	396,456	226,912	281,499		312,397		312,397	312,397	
4505 - School Nutrition	1,287,999	1,306,545	1,315,000		1,378,550		1,378,550	1,378,550	
4506 - Vocational Education	28,072	29,567	29,823		40,000		40,000	40,000	
4508 - Idea Pl 101-476	1,370,827	1,310,024	1,600,000		1,807,564		1,807,564	1,807,564	
4517 - Youth Transition Funds	26,399	54,763	175,000		175,000		175,000	175,000	
4700 - Fr Fed Thru Inter Agency	156,795	148,800	222,400		235,354		235,354	235,354	
4701 - Migrant Education Grant	18,372	21,924	30,000		46,000		46,000	46,000	
4910 - Commodities From Usda	111,301	119,503	158,000		162,740		162,740	162,740	
5150 - Loan Receipts	565,000	575,000	580,722		600,000		600,000	600,000	
5200 - Interfund Transfers	55,931	130,000	105,000		274,000		274,000	274,000	
5300 - Sale/Comp. - Assets	5,799	-	6,000		6,000		6,000	6,000	
5400 - Beginning Fund Balance	-	-	2,501,362		2,491,408		2,491,408	2,491,408	
Total Resources:	11,033,146	11,626,536	16,608,061		17,446,995		17,446,995	17,446,995	

Oregon City School District
200 - Special Revenue Requirements
Total: \$17,446,995
July 01, 2016 to June 30, 2017

	2013/14 Actuals	2014/15 Actuals	2015/16 Adopted Budget		2016/17 Proposed		2016/17 Approved	2016/17 Adopted	
	\$	\$	\$	FTE	\$	FTE	\$	\$	FTE
1111 - Elementary Instruction									
0124 - Temporary-Classified	-	-	20,680		20,680		20,680	20,680	
0210 - P E R S	-	-	-		4,312		4,312	4,312	
0220 - Social Security Admin	-	-	-		1,582		1,582	1,582	
0231 - Workers Compensation	-	-	-		128		128	128	
0232 - Unemployment Compensation	-	-	-		43		43	43	
0310 - Prof/Tech Services	-	194,450	200,000		36,484		36,484	36,484	
0389 - Other Noninstruct Service	-	-	200		206		206	206	
0410 - Consumable Supplies	-	45,529	288,583		297,241		297,241	297,241	
0420 - Textbooks	-	8,431	1,500		1,545		1,545	1,545	
0421 - Textbook - Adoptions	56,995	-	55,000		174,000		174,000	174,000	
0470 - Computer Software	-	-	19,065		19,637		19,637	19,637	
0480 - Non Consum Tech Supplies	3,000	-	-		-		-	-	
Total Function 1111:	59,995	248,410	585,027		555,858		555,858	555,858	
1113 - Elem. Extra-Curricular									
0410 - Consumable Supplies	273,224	314,081	397,100		409,013		409,013	409,013	
1121 - Middle School Instruction									
0310 - Prof/Tech Services	-	10,000	10,000		10,300		10,300	10,300	
1122 - Mid Sch Extra-Curricular									
0132 - Extra Duty Contracts	1,135	-	-		-		-	-	
0220 - Social Security Admin	87	-	-		-		-	-	
0231 - Workers Compensation	8	-	-		-		-	-	
0232 - Unemployment Compensation	2	-	-		-		-	-	
0410 - Consumable Supplies	274,839	275,607	450,000		463,500		463,500	463,500	
Total Function 1122:	276,072	275,607	450,000		463,500		463,500	463,500	
1131 - High School Instruction									
0111 - Licensed Salaries	-	-	700		-		-	-	
0121 - Substitutes-Licensed	2,547	3,259	4,700		4,700		4,700	4,700	
0131 - Extended Duty Salaries	-	1,455	-		-		-	-	
0210 - P E R S	163	520	150		980		980	980	
0220 - Social Security Admin	203	360	55		360		360	360	
0231 - Workers Compensation	15	32	10		29		29	29	
0232 - Unemployment Compensation	6	10	10		10		10	10	
0310 - Prof/Tech Services	-	400	-		-		-	-	
0332 - Non-Reimb Student Transp	80	58	-		-		-	-	
0342 - Out-Of-District Travel	1,266	219	498		5,000		5,000	5,000	
0343 - Student Trav,Out-Of-Dist	-	340	-		-		-	-	
0389 - Other Noninstruct Service	-	2,875	-		-		-	-	
0410 - Consumable Supplies	1,417	5,271	2,350		3,861		3,861	3,861	
0460 - Nonconsumable Items	22,460	305,942	353,700		354,000		354,000	354,000	
0470 - Computer Software	-	2,385	2,934		3,022		3,022	3,022	
0480 - Non Consum Tech Supplies	-	4,590	10,731		12,250		12,250	12,250	
0640 - Dues And Fees	-	750	1,000		1,030		1,030	1,030	
0690 - Grant Indirect Charges	-	6,425	25,000		25,000		25,000	25,000	
Total Function 1131:	28,157	334,890	401,838		410,242		410,242	410,242	
1132 - High Sch Extra-Curricular									
0342 - Out-Of-District Travel	-	-	41,000		60,000		60,000	60,000	
0389 - Other Noninstruct Service	3,232	-	-		-		-	-	
0410 - Consumable Supplies	1,663,727	1,317,283	1,801,000		1,855,030		1,855,030	1,855,030	
0460 - Nonconsumable Items	-	8,099	25,000		25,000		25,000	25,000	
0470 - Computer Software	199	-	-		-		-	-	
0640 - Dues And Fees	1,300	2,500	2,500		2,575		2,575	2,575	
Total Function 1132:	1,668,458	1,327,882	1,869,500		1,942,605		1,942,605	1,942,605	
1210 - Talented And Gifted									
0410 - Consumable Supplies	-	-	5,500		5,515		5,515	5,515	
1221 - Structured Learning Ctrs									
0111 - Licensed Salaries	191,183	241,503	216,683	4.00	111,396	2.00	111,396	111,396	2.00
0112 - Classified Salaries	445,769	208,617	136,877	8.81	111,085	4.00	111,085	111,085	4.00
0121 - Substitutes-Licensed	10,502	7,287	1,000		20,000		20,000	20,000	
0122 - Substitutes-Classified	15,360	14,973	331,740		351,240		351,240	351,240	
0132 - Extra Duty Contracts	98	-	4,500		4,500		4,500	4,500	
0210 - P E R S	134,968	97,319	65,844		118,706		118,706	118,706	
0220 - Social Security Admin	46,781	34,043	26,532		45,848		45,848	45,848	
0231 - Workers Compensation	3,750	3,036	2,645		3,714		3,714	3,714	
0232 - Unemployment Compensation	1,284	934	899		1,259		1,259	1,259	
0243 - District Paid MSA	-	10	-		-		-	-	
0244 - Life Insurance	1,413	835	904		904		904	904	
0245 - Disability Insurance	3,782	2,152	1,835		1,835		1,835	1,835	
0246 - Certified Health Ins.	39,071	77,715	69,492		31,924		31,924	31,924	
0247 - Classified Health Ins.	243,375	100,950	63,106		58,385		58,385	58,385	
0251 - OSEA HRA Benefit	13,054	10,305	3,564		4,412		4,412	4,412	

	2013/14 Actuals	2014/15 Actuals	2015/16 Adopted Budget		2016/17 Proposed		2016/17 Approved	2016/17 Adopted	
	\$	\$	\$	FTE	\$	FTE	\$	\$	FTE
Total Function 1221:	1,150,390	799,682	925,620	12.81	865,208	6.00	865,208	865,208	6.00
1226 - Home Instruction									
0111 - Licensed Salaries	-	-	5,000		-		-	-	
0210 - P E R S	-	-	1,000		-		-	-	
0220 - Social Security Admin	-	-	500		-		-	-	
0231 - Workers Compensation	-	-	500		-		-	-	
0232 - Unemployment Compensation	-	-	100		-		-	-	
Total Function 1226:	-	-	7,100		-		-	-	
1229 - Other Restrictive Proqams									
0111 - Licensed Salaries	1,181	28,098	99,052	0.50	104,736	2.00	104,736	104,736	2.00
0131 - Extended Duty Salaries	-	-	3,029		3,029		3,029	3,029	
0210 - P E R S	228	5,956	15,519		17,557		17,557	17,557	
0220 - Social Security Admin	73	2,111	7,160		8,244		8,244	8,244	
0231 - Workers Compensation	6	174	643		667		667	667	
0232 - Unemployment Compensation	2	58	197		226		226	226	
0244 - Life Insurance	-	35	164		164		164	164	
0245 - Disability Insurance	-	84	209		209		209	209	
0246 - Certified Health Ins.	-	11,259	29,631		31,924		31,924	31,924	
0389 - Other Noninstruct Service	-	-	-		35,000		35,000	35,000	
Total Function 1229:	1,491	47,774	155,603	0.50	201,756	2.00	201,756	201,756	2.00
1250 - Less Restrictive Programs									
0111 - Licensed Salaries	389,257	202,869	153,841	3.00	154,121	2.50	154,121	154,121	2.50
0112 - Classified Salaries	33,692	183,294	62,848	7.78	46,681	1.81	46,681	46,681	1.81
0121 - Substitutes-Licensed	9,093	15,285	85,035		100,035		100,035	100,035	
0122 - Substitutes-Classified	-	2,452	-		-		-	-	
0210 - P E R S	78,409	82,257	41,123		54,198		54,198	54,198	
0220 - Social Security Admin	32,448	28,459	18,849		23,014		23,014	23,014	
0231 - Workers Compensation	2,310	2,579	1,676		2,600		2,600	2,600	
0232 - Unemployment Compensation	888	778	687		632		632	632	
0243 - District Paid MSA	-	500	96		96		96	96	
0244 - Life Insurance	324	764	454		454		454	454	
0245 - Disability Insurance	1,681	1,679	964		964		964	964	
0246 - Certified Health Ins.	104,030	65,172	43,607		39,905		39,905	39,905	
0247 - Classified Health Ins.	14,920	108,502	41,171		29,693		29,693	29,693	
0251 - OSEA HRA Benefit	783	11,136	3,722		2,489		2,489	2,489	
0389 - Other Noninstruct Service	29,935	31,535	32,000		37,267		37,267	37,267	
Total Function 1250:	697,769	737,261	486,072	10.78	492,149	4.31	492,149	492,149	4.31
1271 - Remediation									
0111 - Licensed Salaries	160,263	5,853	120,000	0.31	80,531	1.30	80,531	80,531	1.30
0112 - Classified Salaries	35,197	73,491	78,900	2.66	124,184	5.11	124,184	124,184	5.11
0121 - Substitutes-Licensed	5,465	858	500		500		500	500	
0122 - Substitutes-Classified	141	890	500		500		500	500	
0131 - Extended Duty Salaries	52,527	55,575	56,700		56,700		56,700	56,700	
0210 - P E R S	51,125	28,283	44,000		45,588		45,588	45,588	
0220 - Social Security Admin	19,012	10,497	33,250		20,098		20,098	20,098	
0231 - Workers Compensation	1,390	948	19,650		1,626		1,626	1,626	
0232 - Unemployment Compensation	522	287	850		552		552	552	
0243 - District Paid MSA	-	226	500		500		500	500	
0244 - Life Insurance	362	156	2,300		2,250		2,250	2,250	
0245 - Disability Insurance	608	301	2,300		2,250		2,250	2,250	
0246 - Certified Health Ins.	35,735	23	25,500		20,751		20,751	20,751	
0247 - Classified Health Ins.	21,400	35,424	42,000		80,388		80,388	80,388	
0251 - OSEA HRA Benefit	992	1,479	1,500		3,674		3,674	3,674	
0331 - Reimb. Student Transp	450	-	4,000		-		-	-	
0341 - In-District Travel	-	-	500		-		-	-	
0351 - Telephone	-	-	1,000		1,000		1,000	1,000	
0389 - Other Noninstruct Service	3,913	46,113	30,000		40,900		40,900	40,900	
0410 - Consumable Supplies	5,609	23,221	41,496		41,196		41,196	41,196	
0460 - Nonconsumable Items	66	-	-		5,000		5,000	5,000	
0480 - Non Consum Tech Supplies	-	-	-		5,000		5,000	5,000	
0640 - Dues And Fees	55	-	300		-		-	-	
0690 - Grant Indirect Charges	6,445	7,954	13,600		16,800		16,800	16,800	
Total Function 1271:	401,275	291,580	519,346	2.98	549,988	6.41	549,988	549,988	6.41
1272 - Title I									
0111 - Licensed Salaries	56,568	53,865	40,721	1.15	36,564	0.65	36,564	36,564	0.65
0112 - Classified Salaries	389,517	455,122	385,287	19.82	342,354	14.34	342,354	342,354	14.34
0121 - Substitutes-Licensed	9,286	686	-		-		-	-	
0122 - Substitutes-Classified	14,078	16,570	19,257		19,257		19,257	19,257	
0131 - Extended Duty Salaries	3,193	14,705	21,743		21,743		21,743	21,743	
0132 - Extra Duty Contracts	13,271	-	-		-		-	-	
0210 - P E R S	94,679	110,215	88,450		76,186		76,186	76,186	
0220 - Social Security Admin	34,320	38,085	35,786		32,161		32,161	32,161	
0231 - Workers Compensation	2,843	3,702	3,497		2,601		2,601	2,601	
0232 - Unemployment Compensation	941	1,044	981		881		881	881	
0243 - District Paid MSA	792	634	1,004		1,004		1,004	1,004	
0244 - Life Insurance	1,185	1,423	1,266		1,267		1,267	1,267	
0245 - Disability Insurance	2,924	3,310	2,907		2,907		2,907	2,907	
0246 - Certified Health Ins.	7,683	10,172	10,394		10,375		10,375	10,375	

	2013/14	2014/15	2015/16		2016/17		2016/17	2016/17	
	Actuals	Actuals	Adopted Budget	FTE	Proposed	FTE	Approved	Adopted	
	\$	\$	\$		\$		\$	\$	FTE
0247 - Classified Health Ins.	205,691	260,584	203,290		203,655		203,655	203,655	
0251 - OSEA HRA Benefit	13,814	22,559	17,151		14,631		14,631	14,631	
0310 - Prof/Tech Services	47	-	-		-		-	-	
0389 - Other Noninstruct Service	62	-	-		-		-	-	
0410 - Consumable Supplies	81,110	12,198	24,893		50,640		50,640	50,640	
0460 - Nonconsumable Items	-	282	-		-		-	-	
Total Function 1272:	932,002	1,005,156	856,626	20.97	816,226	14.99	816,226	816,226	14.99
1291 - ELL Programs									
0111 - Licensed Salaries	5,818	6,326	10,000	0.13	7,032	0.13	7,032	7,032	0.13
0112 - Classified Salaries	-	87	1,000		-		-	-	
0121 - Substitutes-Licensed	9,052	12,607	-		5,000		5,000	5,000	
0122 - Substitutes-Classified	196	316	-		-		-	-	
0131 - Extended Duty Salaries	22,354	3,167	5,000		10,000		10,000	10,000	
0210 - P E R S	7,146	3,107	7,000		4,265		4,265	4,265	
0220 - Social Security Admin	2,750	1,697	3,500		1,686		1,686	1,686	
0231 - Workers Compensation	201	145	1,500		137		137	137	
0232 - Unemployment Compensation	76	47	1,500		47		47	47	
0244 - Life Insurance	10	12	1,000		1,000		1,000	1,000	
0245 - Disability Insurance	17	19	1,000		1,000		1,000	1,000	
0246 - Certified Health Ins.	1,930	2,161	5,000		1,995		1,995	1,995	
0247 - Classified Health Ins.	316	133	5,000		-		-	-	
0251 - OSEA HRA Benefit	40	4	-		-		-	-	
0310 - Prof/Tech Services	-	1,540	3,500		6,605		6,605	6,605	
0341 - In-District Travel	-	600	-		-		-	-	
0342 - Out-Of-District Travel	1,425	6,288	-		18,777		18,777	18,777	
0355 - Printing And Binding	92	-	-		-		-	-	
0410 - Consumable Supplies	3,808	805	-		2,306		2,306	2,306	
0470 - Computer Software	1,250	-	-		-		-	-	
0690 - Grant Indirect Charges	1,732	-	-		-		-	-	
Total Function 1291:	58,214	39,060	45,000	0.13	59,850	0.13	59,850	59,850	0.13
1293 - Migrant Education									
0131 - Extended Duty Salaries	-	500	-		-		-	-	
0210 - P E R S	-	94	-		-		-	-	
0220 - Social Security Admin	-	33	-		-		-	-	
0231 - Workers Compensation	-	3	-		-		-	-	
0232 - Unemployment Compensation	-	1	-		-		-	-	
0342 - Out-Of-District Travel	-	607	-		-		-	-	
Total Function 1293:	-	1,237	-	-	-	-	-	-	-
2113 - Social Work Services									
0112 - Classified Salaries	26,746	31,816	31,934	0.88	33,468	0.88	33,468	33,468	0.88
0210 - P E R S	5,641	6,739	6,647		6,548		6,548	6,548	
0220 - Social Security Admin	2,003	2,400	2,536		2,561		2,561	2,561	
0231 - Workers Compensation	150	210	235		207		207	207	
0232 - Unemployment Compensation	55	66	70		70		70	70	
0244 - Life Insurance	39	45	46		46		46	46	
0245 - Disability Insurance	157	166	176		176		176	176	
0247 - Classified Health Ins.	12,026	11,695	12,479		13,623		13,623	13,623	
0251 - OSEA HRA Benefit	547	1,030	1,060		965		965	965	
0332 - Non-Reimb Student Transp	-	1,550	2,500		2,515		2,515	2,515	
0342 - Out-Of-District Travel	701	1,339	3,000		5,286		5,286	5,286	
0374 - Other Tuition	230	1,551	270		5,274		5,274	5,274	
0410 - Consumable Supplies	-	1,330	2,500		10,552		10,552	10,552	
0460 - Nonconsumable Items	-	68	-		5,000		5,000	5,000	
0640 - Dues And Fees	142	557	3,530		13,636		13,636	13,636	
Total Function 2113:	48,436	60,560	66,984	0.88	99,927	0.88	99,927	99,927	0.88
2117 - Ident./Recruit Migrant Ch									
0111 - Licensed Salaries	-	-	1,000		-		-	-	
0112 - Classified Salaries	6,430	6,948	7,500	0.25	6,861	0.25	6,861	6,861	0.25
0122 - Substitutes-Classified	-	50	500		5,000		5,000	5,000	
0210 - P E R S	1,358	1,653	2,500		2,681		2,681	2,681	
0220 - Social Security Admin	469	543	1,000		985		985	985	
0231 - Workers Compensation	37	52	500		79		79	79	
0232 - Unemployment Compensation	13	15	100		27		27	27	
0244 - Life Insurance	15	15	100		100		100	100	
0245 - Disability Insurance	42	42	100		100		100	100	
0247 - Classified Health Ins.	4,502	4,493	5,000		4,448		4,448	4,448	
0251 - OSEA HRA Benefit	229	334	500		315		315	315	
0341 - In-District Travel	-	-	500		1,500		1,500	1,500	
0342 - Out-Of-District Travel	1,354	596	1,500		5,270		5,270	5,270	
0374 - Other Tuition	30	330	1,000		5,000		5,000	5,000	
0410 - Consumable Supplies	478	316	2,700		6,107		6,107	6,107	
0450 - Food	-	-	500		1,527		1,527	1,527	
0480 - Non Consum Tech Supplies	-	1,045	-		-		-	-	
Total Function 2117:	14,956	16,431	25,000	0.25	40,000	0.25	40,000	40,000	0.25
2118 - Substance Abuse Services									
0112 - Classified Salaries	41,424	47,184	61,000	1.00	29,118	0.66	29,118	29,118	0.66
0124 - Temporary-Classified	-	5,148	5,000		5,000		5,000	5,000	
0210 - P E R S	4,003	9,906	10,000		5,748		5,748	5,748	

	2013/14	2014/15	2015/16		2016/17		2016/17	2016/17	
	Actuals	Actuals	Adopted Budget	FTE	Proposed	FTE	Approved	Adopted	FTE
	\$	\$	\$		\$		\$	\$	
0220 - Social Security Admin	3,169	3,970	5,000		2,611		2,611	2,611	
0231 - Workers Compensation	225	332	5,000		211		211	211	
0232 - Unemployment Compensation	87	109	500		72		72	72	
0244 - Life Insurance	45	49	500		500		500	500	
0245 - Disability Insurance	280	305	500		500		500	500	
0247 - Classified Health Ins.	8,663	8,798	10,000		-		-	-	
0341 - In-District Travel	523	192	2,500		2,500		2,500	2,500	
0342 - Out-Of-District Travel	12,304	15,579	10,000		15,000		15,000	15,000	
0354 - Advertising	-	115	5,000		5,150		5,150	5,150	
0355 - Printing And Binding	-	14	-		3,440		3,440	3,440	
0389 - Other Noninstruct Service	9,682	16,644	35,000		65,000		65,000	65,000	
0410 - Consumable Supplies	1,167	5,238	5,000		10,000		10,000	10,000	
0470 - Computer Software	-	3,675	7,500		10,000		10,000	10,000	
0480 - Non Consum Tech Supplies	1,166	49	5,000		10,000		10,000	10,000	
0640 - Dues And Fees	513	988	2,500		5,000		5,000	5,000	
0690 - Grant Indirect Charges	2,197	-	5,000		5,150		5,150	5,150	
Total Function 2118:	85,448	118,295	175,000	1.00	175,000	0.66	175,000	175,000	0.66
2122 - Counseling Services									
0410 - Consumable Supplies	255	-	10,000		10,300		10,300	10,300	
2126 - Placement Services									
0112 - Classified Salaries	16,631	33,579	50,000	1.25	45,650	1.50	45,650	45,650	1.50
0122 - Substitutes-Classified	-	-	5,000		5,000		5,000	5,000	
0210 - P E R S	3,457	7,211	8,000		9,674		9,674	9,674	
0220 - Social Security Admin	1,194	2,513	3,500		3,875		3,875	3,875	
0231 - Workers Compensation	93	223	500		314		314	314	
0232 - Unemployment Compensation	33	69	500		107		107	107	
0244 - Life Insurance	24	74	500		500		500	500	
0245 - Disability Insurance	119	196	500		500		500	500	
0247 - Classified Health Ins.	7,586	18,007	25,000		23,354		23,354	23,354	
0251 - OSEA HRA Benefit	243	1,710	5,000		1,930		1,930	1,930	
0341 - In-District Travel	1,301	1,988	5,000		5,000		5,000	5,000	
0342 - Out-Of-District Travel	762	1,285	5,000		5,150		5,150	5,150	
0351 - Telephone	255	376	5,000		5,000		5,000	5,000	
0410 - Consumable Supplies	173	1,897	19,000		19,570		19,570	19,570	
0480 - Non Consum Tech Supplies	1,244	400	20,000		20,600		20,600	20,600	
0640 - Dues And Fees	230	-	7,500		13,326		13,326	13,326	
Total Function 2126:	33,345	69,529	160,000	1.25	159,550	1.50	159,550	159,550	1.50
2128 - Behavior Intervening Services									
0480 - Non Consum Tech Supplies	1,992	-	-		-		-	-	
2134 - Nurse Services									
0342 - Out-Of-District Travel	-	-	2,000		2,000		2,000	2,000	
0410 - Consumable Supplies	-	-	1,870		1,870		1,870	1,870	
Total Function 2134:	-	-	3,870		3,870		3,870	3,870	
2139 - Other Health Services									
0389 - Other Noninstruct Service	20,334	55,990	98,800		101,764		101,764	101,764	
2140 - Psychological Services									
0111 - Licensed Salaries	171,255	217,705	344,972	4.90	302,849	4.80	302,849	302,849	4.80
0112 - Classified Salaries	-	33,520	-		25,844	0.88	25,844	25,844	0.88
0121 - Substitutes-Licensed	-	515	500		30,000		30,000	30,000	
0131 - Extended Duty Salaries	-	1,252	-		-		-	-	
0210 - P E R S	35,251	42,302	71,561		59,725		59,725	59,725	
0220 - Social Security Admin	12,951	18,918	30,052		27,440		27,440	27,440	
0231 - Workers Compensation	901	1,559	2,553		2,220		2,220	2,220	
0232 - Unemployment Compensation	355	519	1,061		753		753	753	
0244 - Life Insurance	229	423	682		682		682	682	
0245 - Disability Insurance	548	915	1,418		1,418		1,418	1,418	
0246 - Certified Health Ins.	29,495	43,539	83,860		76,618		76,618	76,618	
0247 - Classified Health Ins.	-	21,064	-		15,570		15,570	15,570	
0251 - OSEA HRA Benefit	-	675	-		-		-	-	
0341 - In-District Travel	1,506	1,597	2,000		2,000		2,000	2,000	
0342 - Out-Of-District Travel	69	992	5,500		5,665		5,665	5,665	
0389 - Other Noninstruct Service	2,200	1,707	5,500		64,257		64,257	64,257	
0410 - Consumable Supplies	4,050	608	12,100		12,463		12,463	12,463	
0480 - Non Consum Tech Supplies	27,256	301	8,000		8,240		8,240	8,240	
0690 - Grant Indirect Charges	-	1,945	4,000		4,120		4,120	4,120	
Total Function 2140:	286,065	390,056	573,760	4.90	639,864	5.68	639,864	639,864	5.68
2152 - Speech Pathology Services									
0131 - Extended Duty Salaries	17,865	19,020	9,000		9,000		9,000	9,000	
0210 - P E R S	3,666	4,039	4,000		1,877		1,877	1,877	
0220 - Social Security Admin	1,315	1,435	1,500		689		689	689	
0231 - Workers Compensation	94	123	200		56		56	56	
0232 - Unemployment Compensation	36	39	100		19		19	19	
0342 - Out-Of-District Travel	-	265	-		-		-	-	
Total Function 2152:	22,977	24,921	14,800		11,641		11,641	11,641	
2161 - OT/PT Services									
0111 - Licensed Salaries	8,645	9,150	133,275	0.13	135,901	2.13	135,901	135,901	2.13
0112 - Classified Salaries	-	-	4,241		5,587	0.15	5,587	5,587	0.15

	2013/14	2014/15	2015/16	2016/17		2016/17		2016/17	
	Actuals	Actuals	Adopted Budget	Proposed	FTE	Approved	Approved	Adopted	Adopted
	\$	\$	\$	\$	FTE	\$	\$	\$	FTE
0210 - P E R S	1,834	1,941	17,410	23,212		23,212		23,212	
0220 - Social Security Admin	655	691	10,598	10,824		10,824		10,824	
0231 - Workers Compensation	45	56	935	876		876		876	
0232 - Unemployment Compensation	18	19	313	298		298		298	
0243 - District Paid MSA	-	-	404	404		404		404	
0244 - Life Insurance	13	13	214	214		214		214	
0245 - Disability Insurance	20	20	373	373		373		373	
0246 - Certified Health Ins.	1,367	1,446	28,489	33,999		33,999		33,999	
Total Function 2161:	12,597	13,336	196,252	211,688	2.28	211,688		211,688	2.28
2191 - Spec. Ed. Program Direct.									
0111 - Licensed Salaries	-	-	149,460	152,106	2.00	152,106		152,106	2.00
0112 - Classified Salaries	-	-	-	27,481	1.44	27,481		27,481	1.44
0113 - Administrative Salaries	101,120	108,804	-	-		-		-	
0121 - Substitutes-Licensed	-	257	-	-		-		-	
0132 - Extra Duty Contracts	1,244	-	-	-		-		-	
0210 - P E R S	22,361	24,063	17,052	26,654		26,654		26,654	
0220 - Social Security Admin	7,823	8,258	11,164	13,738		13,738		13,738	
0231 - Workers Compensation	543	656	975	1,112		1,112		1,112	
0232 - Unemployment Compensation	214	226	306	377		377		377	
0241 - Admin Medical Insurance	14,169	14,059	-	-		-		-	
0242 - Admin Dental Insurance	1,763	1,835	-	-		-		-	
0244 - Life Insurance	305	309	164	164		164		164	
0245 - Disability Insurance	147	149	358	358		358		358	
0246 - Certified Health Ins.	-	-	30,914	31,924		31,924		31,924	
0247 - Classified Health Ins.	-	-	-	21,408		21,408		21,408	
0248 - District Paid Tsa	600	600	-	-		-		-	
0341 - In-District Travel	3,136	3,326	-	-		-		-	
0342 - Out-Of-District Travel	4,353	1,528	-	-		-		-	
0354 - Advertising	284	326	310	-		-		-	
0389 - Other Noninstruct Service	17,827	31,144	10,000	-		-		-	
0470 - Computer Software	8,831	2,757	-	-		-		-	
0640 - Dues And Fees	595	595	-	-		-		-	
0690 - Grant Indirect Charges	-	-	20,000	20,600		20,600		20,600	
Total Function 2191:	185,316	198,891	240,703	295,922	3.44	295,922		295,922	3.44
2196 - Title IA Program Direct.									
0112 - Classified Salaries	16,703	27,558	29,137	29,624	0.88	29,624		29,624	0.88
0113 - Administrative Salaries	26,254	26,820	26,785	27,571	0.25	27,571		27,571	0.25
0122 - Substitutes-Classified	159	-	-	-		-		-	
0210 - P E R S	3,521	5,815	5,065	7,927		7,927		7,927	
0220 - Social Security Admin	3,310	4,133	5,298	4,456		4,456		4,456	
0231 - Workers Compensation	236	345	493	361		361		361	
0232 - Unemployment Compensation	90	113	145	122		122		122	
0241 - Admin Medical Insurance	7,154	7,131	10,925	4,129		4,129		4,129	
0242 - Admin Dental Insurance	881	914	1,399	1,399		1,399		1,399	
0244 - Life Insurance	112	129	195	199		199		199	
0245 - Disability Insurance	119	152	161	177		177		177	
0247 - Classified Health Ins.	8,026	11,770	14,612	13,623		13,623		13,623	
0248 - District Paid Tsa	150	150	228	228		228		228	
0251 - OSEA HRA Benefit	400	956	1,081	965		965		965	
0341 - In-District Travel	784	784	784	784		784		784	
0351 - Telephone	-	270	-	275		275		275	
0410 - Consumable Supplies	-	339	2,411	22,411		22,411		22,411	
0460 - Nonconsumable Items	510	-	-	-		-		-	
0480 - Non Consum Tech Supplies	2,284	2,110	-	15,007		15,007		15,007	
0690 - Grant Indirect Charges	34,067	34,360	29,837	34,228		34,228		34,228	
Total Function 2196:	104,761	123,848	128,556	163,486	1.13	163,486		163,486	1.13
2222 - Library/Media Center									
0430 - Library Books	-	24	-	-		-		-	
2223 - Multimedia Services									
0389 - Other Noninstruct Service	-	7,537	6,500	6,695		6,695		6,695	
0410 - Consumable Supplies	12	-	-	-		-		-	
0460 - Nonconsumable Items	-	-	10,000	10,300		10,300		10,300	
Total Function 2223:	12	7,537	16,500	16,995		16,995		16,995	
2230 - Assessment & Testing									
0122 - Substitutes-Classified	3,709	-	-	-		-		-	
0132 - Extra Duty Contracts	585	384	-	-		-		-	
0210 - P E R S	159	84	-	-		-		-	
0220 - Social Security Admin	322	29	-	-		-		-	
0231 - Workers Compensation	27	2	-	-		-		-	
0232 - Unemployment Compensation	9	1	-	-		-		-	
0410 - Consumable Supplies	105	-	-	-		-		-	
0460 - Nonconsumable Items	204	-	-	-		-		-	
Total Function 2230:	5,120	500	-	-		-		-	
2240 - Instructional Staff Dev.									
0111 - Licensed Salaries	252,692	187,464	135,969	138,932	3.00	138,932	2.00	138,932	2.00
0112 - Classified Salaries	229	-	-	-		-		-	
0121 - Substitutes-Licensed	40,091	62,268	138,400	151,197		151,197		151,197	
0122 - Substitutes-Classified	8,962	1,584	1,240	1,240		1,240		1,240	

	2013/14	2014/15	2015/16		2016/17		2016/17		2016/17	
	Actuals	Actuals	Adopted Budget	FTE	Proposed	FTE	Approved	Approved	Adopted	Adopted
	\$	\$	\$		\$		\$	\$	\$	FTE
0131 - Extended Duty Salaries	24,462	36,139	15,600		15,600		15,600	15,600	15,600	
0132 - Extra Duty Contracts	37,692	41,343	36,000		11,119		11,119	11,119	11,119	
0210 - P E R S	68,421	60,910	55,910		63,767		63,767	63,767	63,767	
0220 - Social Security Admin	26,634	24,499	32,143		24,337		24,337	24,337	24,337	
0231 - Workers Compensation	1,959	2,038	5,417		1,972		1,972	1,972	1,972	
0232 - Unemployment Compensation	732	670	1,354		669		669	669	669	
0244 - Life Insurance	321	223	149		149		149	149	149	
0245 - Disability Insurance	563	351	265		264		264	264	264	
0246 - Certified Health Ins.	64,320	47,240	32,128		31,925		31,925	31,925	31,925	
0247 - Classified Health Ins.	263	-	-		-		-	-	-	
0251 - OSEA HRA Benefit	22	16	100		-		-	-	-	
0310 - Prof/Tech Services	141,543	53,750	51,554		88,101		88,101	88,101	88,101	
0341 - In-District Travel	757	-	1,009		1,009		1,009	1,009	1,009	
0342 - Out-Of-District Travel	76,243	62,044	402,114		538,989		538,989	538,989	538,989	
0389 - Other Noninstruct Service	13,050	414	29,487		30,132		30,132	30,132	30,132	
0410 - Consumable Supplies	10,817	18,976	23,885		34,587		34,587	34,587	34,587	
0440 - Periodicals	-	151	-		-		-	-	-	
0470 - Computer Software	-	851	1,500		1,545		1,545	1,545	1,545	
0640 - Dues And Fees	-	199	-		-		-	-	-	
0690 - Grant Indirect Charges	9,283	9,309	17,227		17,394		17,394	17,394	17,394	
Total Function 2240:	779,058	610,438	981,451	3.00	1,152,928	2.00	1,152,928	1,152,928	1,152,928	2.00
2321 - Superintendents Office										
0342 - Out-Of-District Travel	575	-	-		-		-	-	-	
2520 - Fiscal Services										
0382 - Legal Services	-	8,500	8,144		8,144		8,144	8,144	8,144	
0389 - Other Noninstruct Service	-	4,945	5,000		5,000		5,000	5,000	5,000	
0690 - Grant Indirect Charges	-	-	5,000		5,000		5,000	5,000	5,000	
Total Function 2520:	-	13,445	18,144		18,144		18,144	18,144	18,144	
2529 - Other Fiscal Services										
0389 - Other Noninstruct Service	4,882	4,908	-		-		-	-	-	
0640 - Dues And Fees	8,500	-	-		-		-	-	-	
Total Function 2529:	13,382	4,908	-		-		-	-	-	
2542 - Care/Upkeep Of Buildings										
0112 - Classified Salaries	25,662	27,453	31,300	0.77	30,010	0.77	30,010	30,010	30,010	0.77
0210 - P E R S	5,451	6,001	7,000		5,054		5,054	5,054	5,054	
0220 - Social Security Admin	1,818	1,938	2,800		2,295		2,295	2,295	2,295	
0231 - Workers Compensation	974	1,063	1,340		185		185	185	185	
0232 - Unemployment Compensation	50	53	150		63		63	63	63	
0244 - Life Insurance	37	38	134		134		134	134	134	
0245 - Disability Insurance	174	178	282		282		282	282	282	
0247 - Classified Health Ins.	10,300	10,935	12,190		11,991		11,991	11,991	11,991	
0251 - OSEA HRA Benefit	256	504	600		484		484	484	484	
0322 - Repair And Maintenance	-	17,473	15,000		-		-	-	-	
0460 - Nonconsumable Items	-	6,134	10,000		10,300		10,300	10,300	10,300	
Total Function 2542:	44,722	71,770	80,796	0.77	60,798	0.77	60,798	60,798	60,798	0.77
2543 - Care/Upkeep Of Grounds										
0322 - Repair And Maintenance	-	-	4,130		4,130		4,130	4,130	4,130	
2547 - District Repair & Maint.										
0129 - Temporary - Professional Employee	-	300	-		-		-	-	-	
0322 - Repair And Maintenance	-	7,217	-		-		-	-	-	
0389 - Other Noninstruct Service	875	300	-		-		-	-	-	
0410 - Consumable Supplies	372	-	-		-		-	-	-	
0460 - Nonconsumable Items	3,158	7,184	-		-		-	-	-	
0542 - Replacement Equipment	18,061	-	-		-		-	-	-	
Total Function 2547:	22,466	15,000	-		-		-	-	-	
2552 - Vehicle Operation Service										
0331 - Reimb. Student Transp	198	56	15,000		15,450		15,450	15,450	15,450	
0332 - Non-Reimb Student Transp	3,951	4,276	16,000		17,330		17,330	17,330	17,330	
0460 - Nonconsumable Items	-	30,393	-		-		-	-	-	
0564 - Buses/Bus Garage Capital	555,776	171,087	111,846		199,962		199,962	199,962	199,962	
Total Function 2552:	559,925	205,811	142,846		232,742		232,742	232,742	232,742	
2558 - Spec Ed Transp Services										
0564 - Buses/Bus Garage Capital	-	362,328	477,578		477,578		477,578	477,578	477,578	
2620 - Plan/Research/Eval Serv.										
0121 - Substitutes-Licensed	4,355	8,576	-		-		-	-	-	
0122 - Substitutes-Classified	98	1,116	-		-		-	-	-	
0210 - P E R S	253	806	-		-		-	-	-	
0220 - Social Security Admin	337	739	-		-		-	-	-	
0231 - Workers Compensation	25	63	-		-		-	-	-	
0232 - Unemployment Compensation	9	20	-		-		-	-	-	
0310 - Prof/Tech Services	6,111	5,498	-		-		-	-	-	
Total Function 2620:	11,188	16,818	-		-		-	-	-	
2629 - Planning, Research, Dev, Evt										
0121 - Substitutes-Licensed	4,270	3,688	5,000		5,000		5,000	5,000	5,000	
0132 - Extra Duty Contracts	35,920	45,710	20,000		20,000		20,000	20,000	20,000	
0210 - P E R S	7,593	8,637	25,000		5,213		5,213	5,213	5,213	

	2013/14	2014/15	2015/16		2016/17		2016/17		2016/17	
	Actuals	Actuals	Adopted Budget	FTE	Proposed	FTE	Approved	Approved	Adopted	Adopted
	\$	\$	\$		\$		\$		\$	FTE
0220 - Social Security Admin	2,979	3,701	10,000		1,913		1,913		1,913	
0231 - Workers Compensation	203	297	2,500		155		155		155	
0232 - Unemployment Compensation	82	103	1,000		53		53		53	
Total Function 2629:	51,047	62,135	63,500		32,334		32,334		32,334	
2640 - Staff Services										
0129 - Temporary - Professional Employee	-	15,352	15,000		15,000		15,000		15,000	
0132 - Extra Duty Contracts	-	7,380	5,000		5,000		5,000		5,000	
0210 - P E R S	-	1,668	1,000		4,170		4,170		4,170	
0220 - Social Security Admin	-	1,721	1,200		1,530		1,530		1,530	
0231 - Workers Compensation	-	133	100		124		124		124	
0232 - Unemployment Compensation	-	47	50		42		42		42	
0310 - Prof/Tech Services	-	139	500		515		515		515	
0389 - Other Noninstruct Service	-	14,494	7,000		7,000		7,000		7,000	
0410 - Consumable Supplies	-	405	9,500		9,500		9,500		9,500	
0640 - Dues And Fees	974	30	-		-		-		-	
Total Function 2640:	974	41,369	39,350		42,881		42,881		42,881	
2664 - Operations Services										
0410 - Consumable Supplies	38,164	33,558	20,000		20,000		20,000		20,000	
0460 - Nonconsumable Items	-	-	40,000		41,200		41,200		41,200	
0470 - Computer Software	20	-	4,000		4,000		4,000		4,000	
0480 - Non Consum Tech Supplies	-	737	15,000		15,000		15,000		15,000	
0640 - Dues And Fees	1,251	2,400	1,000		1,000		1,000		1,000	
Total Function 2664:	39,436	36,696	80,000		81,200		81,200		81,200	
3100 - Food Services										
0112 - Classified Salaries	618,244	605,518	613,724	25.47	614,189	27.31	614,189		614,189	27.31
0122 - Substitutes-Classified	6,939	11,788	5,363		5,363		5,363		5,363	
0132 - Extra Duty Contracts	-	-	-		21,822		21,822		21,822	
0210 - P E R S	117,451	118,520	117,251		110,050		110,050		110,050	
0220 - Social Security Admin	46,961	45,989	46,176		49,149		49,149		49,149	
0231 - Workers Compensation	25,877	26,184	25,558		26,004		26,004		26,004	
0232 - Unemployment Compensation	1,252	1,221	1,236		1,349		1,349		1,349	
0243 - District Paid MSA	19,121	18,174	16,791		16,791		16,791		16,791	
0244 - Life Insurance	630	596	671		671		671		671	
0245 - Disability Insurance	1,756	1,474	1,872		1,872		1,872		1,872	
0247 - Classified Health Ins.	125,572	126,800	132,586		163,762		163,762		163,762	
0251 - OSEA HRA Benefit	7,085	11,548	10,021		12,290		12,290		12,290	
0322 - Repair And Maintenance	12,185	4,489	20,000		24,445		24,445		24,445	
0341 - In-District Travel	18	70	-		-		-		-	
0342 - Out-Of-District Travel	39	-	-		-		-		-	
0351 - Telephone	1,463	1,693	2,000		2,000		2,000		2,000	
0355 - Printing And Binding	375	452	500		500		500		500	
0385 - Management Services	1,041,195	1,073,157	1,005,000		1,035,150		1,035,150		1,035,150	
0389 - Other Noninstruct Service	13,960	18,675	42,000		43,260		43,260		43,260	
0410 - Consumable Supplies	491	1,596	1,000		1,030		1,030		1,030	
0415 - Food	3,671	-	5,000		5,150		5,150		5,150	
0417 - Gas And Oil	5,986	4,771	7,000		7,000		7,000		7,000	
0450 - Food	111,301	119,503	140,000		162,740		162,740		162,740	
0460 - Nonconsumable Items	1,536	-	35,000		36,050		36,050		36,050	
0470 - Computer Software	-	4,535	500		515		515		515	
0480 - Non Consum Tech Supplies	1,491	110	11,500		11,845		11,845		11,845	
0541 - Initial/Additional Equip	35	-	25,000		25,750		25,750		25,750	
0542 - Replacement Equipment	12,790	-	25,000		25,750		25,750		25,750	
0640 - Dues And Fees	4,535	-	5,000		5,150		5,150		5,150	
0690 - Grant Indirect Charges	-	-	30,000		30,900		30,900		30,900	
Total Function 3100:	2,181,957	2,196,862	2,325,749	25.47	2,440,547	27.31	2,440,547		2,440,547	27.31
3300 - Community Services										
0121 - Substitutes-Licensed	-	-	5,000		5,000		5,000		5,000	
0132 - Extra Duty Contracts	1,810	-	-		-		-		-	
0210 - P E R S	373	-	838		1,043		1,043		1,043	
0220 - Social Security Admin	134	-	382		383		383		383	
0231 - Workers Compensation	10	-	35		31		31		31	
0232 - Unemployment Compensation	4	-	25		11		11		11	
0310 - Prof/Tech Services	-	2,032	-		-		-		-	
0342 - Out-Of-District Travel	6,501	3,798	31,000		50,000		50,000		50,000	
0351 - Telephone	-	-	1,000		1,000		1,000		1,000	
0374 - Other Tuition	-	-	-		10,553		10,553		10,553	
0410 - Consumable Supplies	1,052	2,065	1,000		1,030		1,030		1,030	
Total Function 3300:	9,884	7,895	39,280		69,051		69,051		69,051	
3360 - Welfare Activities										
0410 - Consumable Supplies	256	1,178	90,172		131,971		131,971		131,971	
3361 - Services To Homeless										
0132 - Extra Duty Contracts	-	125	-		-		-		-	
0210 - P E R S	-	80	-		-		-		-	
0220 - Social Security Admin	-	28	-		-		-		-	
0231 - Workers Compensation	-	3	-		-		-		-	
0232 - Unemployment Compensation	-	1	-		-		-		-	
0332 - Non-Reimb Student Transp	750	-	-		-		-		-	
0341 - In-District Travel	-	-	1,000		1,000		1,000		1,000	

	2013/14 Actuals	2014/15 Actuals	2015/16 Adopted Budget	2016/17 Proposed	2016/17 Approved	2016/17 Adopted		
	\$	\$	\$ FTE	\$ FTE	\$	\$	\$	FTE
0374 - Other Tuition	3,580	1,392	1,000	1,000	1,000	1,000		
0410 - Consumable Supplies	1,944	4	1,000	1,000	1,000	1,000		
0640 - Dues And Fees	113	-	1,000	1,000	1,000	1,000		
Total Function 3361:	6,386	1,633	4,000	4,000	4,000	4,000		
3371 - Scholarship Services								
0374 - Other Tuition	500	-	-	-	-	-		
3390 - Community Education								
0131 - Extended Duty Salaries	-	320	2,154	2,154	2,154	2,154		
0210 - P E R S	-	69	1,000	449	449	449		
0220 - Social Security Admin	-	24	500	165	165	165		
0231 - Workers Compensation	-	2	250	13	13	13		
0232 - Unemployment Compensation	-	1	100	5	5	5		
0354 - Advertising	1,337	836	-	-	-	-		
0355 - Printing And Binding	393	-	650	670	670	670		
0389 - Other Noninstruct Service	-	600	2,408	2,480	2,480	2,480		
0410 - Consumable Supplies	1,704	192	2,000	2,060	2,060	2,060		
0415 - Food	-	-	6,500	6,695	6,695	6,695		
0690 - Grant Indirect Charges	-	-	7,900	8,137	8,137	8,137		
Total Function 3390:	3,434	2,044	23,462	22,828	22,828	22,828		
3391 - Community Learning Center								
0112 - Classified Salaries	375	-	10,000	-	-	-		
0124 - Temporary-Classified	16,334	-	15,000	-	-	-		
0210 - P E R S	2,286	-	5,000	-	-	-		
0220 - Social Security Admin	1,236	-	2,000	-	-	-		
0231 - Workers Compensation	97	-	150	-	-	-		
0232 - Unemployment Compensation	34	-	100	-	-	-		
0244 - Life Insurance	6	-	25	-	-	-		
0245 - Disability Insurance	15	-	25	-	-	-		
0247 - Classified Health Ins.	1,341	-	750	-	-	-		
0251 - OSEA HRA Benefit	147	-	150	-	-	-		
0341 - In-District Travel	105	-	1,000	-	-	-		
0342 - Out-Of-District Travel	30	-	500	-	-	-		
0374 - Other Tuition	1,003	-	2,000	-	-	-		
0410 - Consumable Supplies	654	-	1,200	-	-	-		
0415 - Food	36	-	500	-	-	-		
0640 - Dues And Fees	-	-	500	-	-	-		
0690 - Grant Indirect Charges	-	-	1,100	-	-	-		
Total Function 3391:	23,698	-	40,000	-	-	-		
3392 - Parent Involvement Svcs								
0112 - Classified Salaries	11,817	14,057	16,973	15,806	0.50	15,806	15,806	0.50
0121 - Substitutes-Licensed	-	-	521	522		522	522	
0122 - Substitutes-Classified	-	-	77	77		77	77	
0124 - Temporary-Classified	66	-	928	930		930	930	
0132 - Extra Duty Contracts	2,330	269	-	-		-	-	
0210 - P E R S	2,972	3,036	3,502	2,877		2,877	2,877	
0220 - Social Security Admin	1,010	996	8,547	1,326		1,326	1,326	
0231 - Workers Compensation	82	95	789	108		108	108	
0232 - Unemployment Compensation	28	27	246	35		35	35	
0244 - Life Insurance	49	49	8	-		-	-	
0245 - Disability Insurance	86	86	14	-		-	-	
0247 - Classified Health Ins.	7,439	7,573	1,262	7,785		7,785	7,785	
0251 - OSEA HRA Benefit	763	1,051	119	1,103		1,103	1,103	
0332 - Non-Reimb Student Transp	-	37	-	-		-	-	
0389 - Other Noninstruct Service	-	-	963	5,992		5,992	5,992	
0410 - Consumable Supplies	4,437	5,807	8,878	44,395		44,395	44,395	
0440 - Periodicals	300	300	-	-		-	-	
0480 - Non Consum Tech Supplies	-	1,185	-	-		-	-	
Total Function 3392:	31,379	34,568	42,828	80,956	0.50	80,956	80,956	0.50
3500 - Child Care Services								
0112 - Classified Salaries	19,285	29,847	50,000	25,616	0.75	25,616	25,616	0.75
0114 - Supervisory Salaries	32,256	19,891	75,000	45,053	1.00	45,053	45,053	1.00
0122 - Substitutes-Classified	25,023	55,031	40,000	40,000		40,000	40,000	
0124 - Temporary-Classified	263,136	357,753	425,000	625,000		625,000	625,000	
0210 - P E R S	49,827	70,861	95,000	152,193		152,193	152,193	
0220 - Social Security Admin	25,825	35,171	40,000	56,279		56,279	56,279	
0231 - Workers Compensation	2,595	3,728	6,500	4,560		4,560	4,560	
0232 - Unemployment Compensation	709	965	2,500	1,545		1,545	1,545	
0241 - Admin Medical Insurance	7,209	4,576	30,000	-		-	-	
0242 - Admin Dental Insurance	974	607	5,000	5,000		5,000	5,000	
0243 - District Paid MSA	422	338	1,000	1,000		1,000	1,000	
0244 - Life Insurance	148	128	1,000	1,000		1,000	1,000	
0245 - Disability Insurance	169	194	1,000	1,000		1,000	1,000	
0247 - Classified Health Ins.	13,428	16,645	15,000	11,677		11,677	11,677	
0248 - District Paid Tsa	331	200	5,000	5,000		5,000	5,000	
0251 - OSEA HRA Benefit	709	1,365	5,000	827		827	827	
0310 - Prof/Tech Services	556	968	20,000	20,600		20,600	20,600	
0322 - Repair And Maintenance	817	2,325	5,000	5,150		5,150	5,150	
0324 - Rental And Lease	-	-	5,000	5,150		5,150	5,150	

	2013/14	2014/15	2015/16	2016/17		2016/17		2016/17	
	Actuals	Actuals	Adopted Budget	Proposed	Approved	Adopted			
	\$	\$	\$	FTE	\$	FTE	\$	\$	FTE
0331 - Reimb. Student Transp	1,199	4,484	5,000		5,150		5,150	5,150	
0332 - Non-Reimb Student Transp	-	475	5,000		5,150		5,150	5,150	
0341 - In-District Travel	6,328	580	10,000		10,000		10,000	10,000	
0342 - Out-Of-District Travel	221	2,122	5,750		5,923		5,923	5,923	
0351 - Telephone	1,357	2,049	5,000		5,000		5,000	5,000	
0355 - Printing And Binding	611	80	5,500		8,665		8,665	8,665	
0389 - Other Noninstruct Service	26,660	29,900	82,500		91,515		91,515	91,515	
0410 - Consumable Supplies	11,514	28,272	35,000		38,149		38,149	38,149	
0415 - Food	50,530	44,803	50,000		68,921		68,921	68,921	
0460 - Nonconsumable Items	499	499	6,000		5,700		5,700	5,700	
0470 - Computer Software	-	43	1,500		1,545		1,545	1,545	
0480 - Non Consum Tech Supplies	-	1,734	20,000		20,600		20,600	20,600	
0640 - Dues And Fees	48	-	1,500		1,545		1,545	1,545	
0690 - Grant Indirect Charges	-	13,297	30,000		35,950		35,950	35,950	
Total Function 3500:	542,386	728,932	1,089,750	2.00	1,310,463	1.75	1,310,463	1,310,463	1.75
3510 - Kinder Day Program									
0114 - Supervisory Salaries	40,306	42,773	-		-		-	-	
0122 - Substitutes-Classified	10,726	1,804	-		-		-	-	
0124 - Temporary-Classified	132,223	139,220	-		-		-	-	
0210 - P E R S	25,898	31,029	-		-		-	-	
0220 - Social Security Admin	13,962	13,868	-		-		-	-	
0231 - Workers Compensation	1,119	1,249	-		-		-	-	
0232 - Unemployment Compensation	383	380	-		-		-	-	
0241 - Admin Medical Insurance	14,465	14,363	-		-		-	-	
0242 - Admin Dental Insurance	1,742	1,818	-		-		-	-	
0243 - District Paid MSA	-	234	-		-		-	-	
0244 - Life Insurance	113	115	-		-		-	-	
0245 - Disability Insurance	55	56	-		-		-	-	
0310 - Prof/Tech Services	1,357	85	-		-		-	-	
0341 - In-District Travel	381	26	-		-		-	-	
0342 - Out-Of-District Travel	1,830	705	5,000		-		-	-	
0355 - Printing And Binding	957	609	-		-		-	-	
0389 - Other Noninstruct Service	27,798	20,491	40,000		-		-	-	
0410 - Consumable Supplies	6,862	5,981	40,000		-		-	-	
0415 - Food	520	588	-		-		-	-	
0480 - Non Consum Tech Supplies	2,982	1,445	-		-		-	-	
Total Function 3510:	283,676	276,838	85,000						
4120 - Land Acquisition/Dev.									
0389 - Other Noninstruct Service	16,007	-	-		-		-	-	
4150 - Bldg Acq, Const & Improve									
0389 - Other Noninstruct Service	46,163	-	-		-		-	-	
0410 - Consumable Supplies	-	-	10,000		10,300		10,300	10,300	
Total Function 4150:	46,163		10,000		10,300		10,300	10,300	
5110 - Long-Term Debt Service									
0610 - Redemption Of Principal	263,668	359,141	436,000		509,900		509,900	509,900	
0621 - Interest Expense	361	-	700		320		320	320	
0622 - Interest Buses/Bus Garage	46,640	72,110	-		85,000		85,000	85,000	
0640 - Dues And Fees	-	-	-		10,000		10,000	10,000	
Total Function 5110:	310,669	431,250	436,700		605,220		605,220	605,220	
5120 - Short Term Debt Service									
0620 - Interest	-	-	88,963		-		-	-	
5200 - Transfer Of Funds									
0710 - Fund Modifications	-	-	50,000		-		-	-	
6110 - Operating Contingency									
0810 - Planned Reserve	-	-	600,000		550,000		550,000	550,000	
7000 - Unappr. Ending Fund Bal.									
0820 - Reserve For Next Year	-	-	1,369,805		1,406,707		1,406,707	1,406,707	
Total Requirements:	11,347,828	11,634,457	16,608,061	89.93	17,446,995	81.98	17,446,995	17,446,995	81.98

Oregon City School District
300 - Debt Service Fund Resources
Total: \$7,517,175
July 01, 2016 to June 30, 2017

	2013/14	2014/15	2015/16		2016/17		2016/17	2016/17
	Actuals	Actuals	Adopted Budget	FTE	Proposed	FTE	Approved	Adopted
	\$	\$	\$		\$		\$	\$
1111 - Current Year Taxes	6,202,197	6,571,520	6,712,125		6,850,000		6,850,000	6,850,000
1112 - Prior Year Taxes	159,603	132,697	131,250		131,250		131,250	131,250
1190 - Penalties/Int. On Taxes	36,223	33,359	26,250		26,250		26,250	26,250
1510 - Interest On Investments	15,942	29,585	12,600		16,000		16,000	16,000
1511 - Unsegregated Interest	269	594	3,675		3,675		3,675	3,675
5400 - Beginning Fund Balance	-	-	326,000		490,000		490,000	490,000
Total Resources:	6,414,234	6,767,755	7,211,900		7,517,175		7,517,175	7,517,175

Oregon City School District
300 - Debt Service Fund Requirements
Total: \$7,517,175
July 01, 2016 to June 30, 2017

	2013/14 Actuals	2014/15 Actuals	2015/16 Adopted Budget	2016/17 Proposed	2016/17 Approved	2016/17 Adopted
	\$	\$	\$ FTE	\$ FTE	\$	\$ FTE
<u>5110 - Long-Term Debt Service</u>						
0610 - Redemption Of Principal	5,775,000	6,160,000	6,395,000	6,846,621	6,846,621	6,846,621
0621 - Interest Expense	659,952	476,030	444,020	394,000	394,000	394,000
Total Function 5110:	6,434,952	6,636,030	6,839,020	7,240,621	7,240,621	7,240,621
<u>7000 - Unappr. Ending Fund Bal.</u>						
0820 - Reserve For Next Year	-	-	372,880	276,554	276,554	276,554
Total Requirements:	6,434,952	6,636,030	7,211,900	7,517,175	7,517,175	7,517,175

Oregon City School District
310 - PERS UAL Debt Service Resources
Total: \$3,926,430
July 01, 2016 to June 30, 2017

	2013/14	2014/15	2015/16		2016/17		2016/17	2016/17	
	Actuals	Actuals	Adopted Budget		Proposed		Approved	Adopted	
	\$	\$	\$	FTE	\$	FTE	\$	\$	FTE
1970 - Services To Other Funds	3,380,723	3,517,895	3,697,110		3,776,430		3,776,430	3,776,430	
5400 - Beginning Fund Balance	-	-	150,000		150,000		150,000	150,000	
Total Resources:	3,380,723	3,517,895	3,847,110		3,926,430		3,926,430	3,926,430	

Oregon City School District
310 - PERS UAL Debt Service Requirements
Total: \$3,926,430
July 01, 2016 to June 30, 2017

	2013/14 Actuals	2014/15 Actuals	2015/16 Adopted Budget	2016/17 Proposed	2016/17 Approved	2016/17 Adopted
	\$	\$	\$ FTE	\$ FTE	\$	\$ FTE
<u>5110 - Long-Term Debt Service</u>						
0610 - Redemption Of Principal	1,055,000	1,245,000	1,460,000	1,685,000	1,685,000	1,685,000
0621 - Interest Expense	2,318,803	2,268,238	2,214,766	2,141,430	2,141,430	2,141,430
Total Function 5110:	3,373,803	3,513,238	3,674,766	3,826,430	3,826,430	3,826,430
<u>7000 - Unappr. Ending Fund Bal.</u>						
0820 - Reserve For Next Year	-	-	172,344	100,000	100,000	100,000
Total Requirements:	3,373,803	3,513,238	3,847,110	3,926,430	3,926,430	3,926,430

Oregon City School District
314 - Transportation and Maintenance Facility Debt Resources
July 01, 2016 to June 30, 2017

	2013/14 Actuals	2014/15 Actuals	2015/16 Adopted Budget		2016/17 Proposed		2016/17 Approved	2016/17 Adopted	
	\$	\$	\$	FTE	\$	FTE	\$	\$	FTE
5200 - Interfund Transfers	-	-	940,500		-		-	-	
Total Resources:	-	-	940,500		-		-	-	

Oregon City School District
314 - Transportation and Maintenance Facility Debt Requirements
July 01, 2016 to June 30, 2017

	2013/14	2014/15	2015/16	2016/17	2016/17	2016/17
	Actuals	Actuals	Adopted Budget	Proposed	Approved	Adopted
	\$	\$	\$ FTE	\$ FTE	\$	\$ FTE
5110 - Long-Term Debt Service						
0610 - Redemption Of Principal	-	-	250,000	-	-	-
0620 - Interest	-	-	690,500	-	-	-
Total Function 5110:	-	-	940,500	-	-	-
Total Requirements:	-	-	940,500	-	-	-

Oregon City School District
400 - Capital Projects Fund Resources
Total: \$6,749,255
July 01, 2016 to June 30, 2017

	2013/14	2014/15	2015/16		2016/17		2016/17	2016/17	
	Actuals	Actuals	Adopted Budget		Proposed		Approved	Adopted	
	\$	\$	\$	FTE	\$	FTE	\$	\$	FTE
1130 - Construction Excise Tax	451,324	396,735	400,000		500,000		500,000	500,000	
1510 - Interest On Investments	-	74,375	3,282		3,282		3,282	3,282	
1911 - Building Rent	33,434	31,822	25,635		25,635		25,635	25,635	
1920 - Gifts From Private Source	146,074	147,058	1,100		1,100		1,100	1,100	
1960 - Recovery Of Pr. Yr. Exp.	-	38,930	-		-		-	-	
1990 - Misc Local Revenue	2,660	2,017	135,000		135,000		135,000	135,000	
3105 - State School Fund Transp	-	-	-		100,000		100,000	100,000	
3299 - Misc Resticted Grants	158,298	94,978	-		-		-	-	
5120 - Bond Premium (Discount)	-	1,865,440	-		-		-	-	
5150 - Loan Receipts	458,500	15,565,000	-		-		-	-	
5160 - Lease Purchase Receipts	100,081	-	115,000		150,000		150,000	150,000	
5300 - Sale/Comp. - Assets	121,250	2,328,523	-		-		-	-	
5400 - Beginning Fund Balance	-	-	14,932,823		5,834,238		5,834,238	5,834,238	
Total Resources:	1,471,620	20,544,877	15,612,840		6,749,255		6,749,255	6,749,255	

Oregon City School District
400 - Capital Projects Fund Requirements
Total: \$6,749,255
July 01, 2016 to June 30, 2017

	2013/14 Actuals	2014/15 Actuals	2015/16 Adopted Budget	2016/17 Proposed	2016/17 Approved	2016/17 Adopted
	\$	\$	\$ FTE	\$ FTE	\$	\$ FTE
1111 - Elementary Instruction						
0410 - Consumable Supplies	-	30	-	-	-	-
0420 - Textbooks	-	-	50,000	-	-	-
0421 - Textbook - Adoptions	70,556	453,211	200,000	-	-	-
0480 - Non Consum Tech Supplies	23,771	-	20,000	20,000	20,000	20,000
Total Function 1111:	94,327	453,241	270,000	20,000	20,000	20,000
1121 - Middle School Instruction						
0410 - Consumable Supplies	360	-	-	-	-	-
0420 - Textbooks	2,290	-	50,000	51,500	51,500	51,500
0421 - Textbook - Adoptions	110,309	76,000	150,000	-	-	-
0460 - Nonconsumable Items	7,431	-	-	-	-	-
Total Function 1121:	120,389	76,000	200,000	51,500	51,500	51,500
1131 - High School Instruction						
0410 - Consumable Supplies	-	-	1,000	1,000	1,000	1,000
0420 - Textbooks	-	-	50,000	51,500	51,500	51,500
0421 - Textbook - Adoptions	-	124,000	150,000	1,000,000	-	-
0460 - Nonconsumable Items	1,000	-	-	-	50,000	50,000
Total Function 1131:	1,000	124,000	201,000	1,052,500	102,500	102,500
2210 - Improve Instruct Services						
0132 - Extra Duty Contracts	-	7,561	-	-	-	-
0210 - P E R S	-	1,484	-	-	-	-
0220 - Social Security Admin	-	560	-	-	-	-
0231 - Workers Compensation	-	45	-	-	-	-
0232 - Unemployment Compensation	-	15	-	-	-	-
Total Function 2210:	-	9,665	-	-	-	-
2222 - Library/Media Center						
0480 - Non Consum Tech Supplies	-	3,654	-	-	-	-
2510 - Direction Of Business Srv						
0342 - Out-Of-District Travel	-	2,558	-	-	-	-
0410 - Consumable Supplies	-	256	-	-	-	-
0480 - Non Consum Tech Supplies	2,125	-	25,000	25,000	25,000	25,000
0640 - Dues And Fees	-	49	-	-	-	-
Total Function 2510:	2,125	2,863	25,000	25,000	25,000	25,000
2520 - Fiscal Services						
0389 - Other Noninstruct Service	18,770	17,500	-	-	-	-
0470 - Computer Software	80	-	5,000	5,000	5,000	5,000
0480 - Non Consum Tech Supplies	1,748	-	-	-	-	-
0640 - Dues And Fees	905	1,000	-	-	-	-
Total Function 2520:	21,503	18,500	5,000	5,000	5,000	5,000
2542 - Care/Upkeep Of Buildings						
0322 - Repair And Maintenance	132,299	16,937	315,635	383,135	383,135	383,135
0389 - Other Noninstruct Service	97,365	4,900	-	-	-	-
0410 - Consumable Supplies	1,959	7,250	-	-	-	-
0460 - Nonconsumable Items	8,808	29,441	-	-	-	-
0480 - Non Consum Tech Supplies	-	150	-	-	-	-
Total Function 2542:	240,431	58,678	315,635	383,135	383,135	383,135
2543 - Care/Upkeep Of Grounds						
0542 - Replacement Equipment	91,876	-	-	-	-	-
2544 - Maintenance						
0383 - Architect/Engineer Serv	-	-	15,000	15,000	15,000	15,000
2547 - District Repair & Maint.						
0322 - Repair And Maintenance	-	1,064	250,000	257,500	257,500	257,500
0389 - Other Noninstruct Service	1,200	15,112	35,000	35,000	35,000	35,000
0460 - Nonconsumable Items	-	4,747	-	-	-	-
0480 - Non Consum Tech Supplies	-	2,938	-	-	-	-
Total Function 2547:	1,200	23,860	285,000	292,500	292,500	292,500
2570 - Internal Services						
0640 - Dues And Fees	-	49	-	-	-	-
2664 - Operations Services						
0322 - Repair And Maintenance	-	-	50,000	50,000	50,000	50,000
0324 - Rental And Lease	-	-	5,000	5,000	5,000	5,000
0389 - Other Noninstruct Service	-	165	-	-	-	-
0410 - Consumable Supplies	18,197	-	-	-	-	-
0460 - Nonconsumable Items	-	2,262	-	1,000,000	50,000	50,000
0470 - Computer Software	-	17,089	-	-	-	-
0480 - Non Consum Tech Supplies	147,929	79,265	31,000	91,705	91,705	91,705
0541 - Initial/Additional Equip	-	-	15,000	15,000	15,000	15,000
0551 - Technology Equip-New	-	108,335	62,000	63,860	63,860	63,860
0552 - Technology Equip-Replace	-	-	60,000	61,800	61,800	61,800

	2013/14	2014/15	2015/16	2016/17	2016/17	2016/17
	Actuals	Actuals	Adopted Budget	Proposed	Approved	Adopted
	\$	\$	\$ FTE	\$ FTE	\$	\$ FTE
Total Function 2664:	166,126	207,116	223,000	1,287,365	337,365	337,365
2665 - Telephone Services						
0551 - Technology Equip-New	-	12,225	-	-	-	-
4110 - Facilities Dev. Direction						
0385 - Management Services	-	-	8,000	8,000	8,000	8,000
4120 - Land Acquisition/Dev.						
0389 - Other Noninstruct Service	4,389	3,162	2,840	2,840	2,840	2,840
0460 - Nonconsumable Items	851	-	-	-	-	-
0530 - Improve Other Than Bldgs	135,934	-	-	-	-	-
Total Function 4120:	141,173	3,162	2,840	2,840	2,840	2,840
4150 - Bldg Acq,Const & Improve						
0112 - Classified Salaries	-	-	40,000	-	-	-
0122 - Substitutes-Classified	591	-	-	-	-	-
0210 - P E R S	124	-	7,300	-	-	-
0220 - Social Security Admin	44	-	1,600	-	-	-
0231 - Workers Compensation	20	-	500	-	-	-
0232 - Unemployment Compensation	1	-	750	-	-	-
0322 - Repair And Maintenance	-	3,258	-	-	-	-
0324 - Rental And Lease	-	-	78,000	-	-	-
0341 - In-District Travel	863	-	-	-	-	-
0354 - Advertising	-	1,041	-	-	-	-
0382 - Legal Services	-	23,926	-	-	-	-
0383 - Architect/Engineer Serv	54,817	637,940	-	-	-	-
0389 - Other Noninstruct Service	13,970	125,438	75,000	77,250	77,250	77,250
0410 - Consumable Supplies	151	274	55,000	-	-	-
0460 - Nonconsumable Items	22,359	4,015	596,000	250,000	250,000	250,000
0520 - Buildings-Acquis/Improve	886,989	127,597	9,721,925	378,000	378,000	378,000
0522 - C/O Bldg Ownr Chg/Value En	-	-	291,172	-	-	-
0541 - Initial/Additional Equip	-	-	300,000	-	-	-
0640 - Dues And Fees	39,180	52,649	1,319,253	544,041	544,041	544,041
0659 - Other Insurance/Judgments	40,167	-	-	-	-	-
Total Function 4150:	1,059,274	976,138	12,486,500	1,249,291	1,249,291	1,249,291
5110 - Long-Term Debt Service						
0610 - Redemption Of Principal	286,207	4,320,861	180,000	500,459	500,459	500,459
0621 - Interest Expense	107,390	545,134	60,000	747,300	747,300	747,300
0640 - Dues And Fees	8,500	205,423	-	-	-	-
Total Function 5110:	402,096	5,071,418	240,000	1,247,759	1,247,759	1,247,759
5200 - Transfer Of Funds						
0710 - Fund Modifications	-	-	-	114,000	114,000	114,000
0720 - Transits	-	-	940,500	-	-	-
Total Function 5200:	-	-	940,500	114,000	114,000	114,000
6110 - Operating Contingency						
0810 - Planned Reserve	-	-	121,000	121,000	121,000	121,000
7000 - Unappr. Ending Fund Bal.						
0820 - Reserve For Next Year	-	-	274,365	874,365	2,774,365	2,774,365
Total Requirements:	2,341,522	7,040,568	15,612,840	6,749,255	6,749,255	6,749,255

Oregon City School District
601 - Risk Management Fund Resources
Total: \$853,500
July 01, 2016 to June 30, 2017

	2013/14	2014/15	2015/16		2016/17		2016/17	2016/17	
	Actuals	Actuals	Adopted Budget		Proposed		Approved	Adopted	
	\$	\$	\$	FTE	\$	FTE	\$	\$	FTE
1510 - Interest On Investments	-	-	1,500		1,500		1,500		1,500
1960 - Recovery Of Pr. Yr. Exp.	66,069	63,218	2,000		2,000		2,000		2,000
1970 - Services To Other Funds	449,961	516,879	525,000		525,000		525,000		525,000
1990 - Misc Local Revenue	2,861	21,475	50,000		50,000		50,000		50,000
5200 - Interfund Transfers	-	-	-		50,000		50,000		50,000
5400 - Beginning Fund Balance	-	-	225,000		225,000		225,000		225,000
Total Resources:	518,891	601,571	803,500		853,500		853,500		853,500

Oregon City School District
601 - Risk management Fund Requirements
Total: \$853,500
July 01, 2016 to June 30, 2017

	2013/14	2014/15	2015/16		2016/17		2016/17	2016/17	
	Actuals	Actuals	Adopted Budget	FTE	Proposed	FTE	Approved	Adopted	
	\$	\$	\$		\$		\$	\$	FTE
2115 - Student Safety									
0389 - Other Noninstruct Service	-	-	-		50,000		50,000	50,000	
2134 - Nurse Services									
0389 - Other Noninstruct Service	651	465	2,000		2,060		2,060	2,060	
0410 - Consumable Supplies	-	290	-		-		-	-	
Total Function 2134:	651	755	2,000		2,060		2,060	2,060	
2240 - Instructional Staff Dev.									
0460 - Nonconsumable Items	-	382	-		-		-	-	
2321 - Superintendents Office									
0460 - Nonconsumable Items	-	757	-		-		-	-	
2520 - Fiscal Services									
0342 - Out-Of-District Travel	1,140	153	-		-		-	-	
0389 - Other Noninstruct Service	457	-	-		-		-	-	
0410 - Consumable Supplies	-	57	-		-		-	-	
0460 - Nonconsumable Items	-	3,434	-		-		-	-	
Total Function 2520:	1,596	3,644							
2528 - Risk Management Services									
0121 - Substitutes-Licensed	1,003	-	-		-		-	-	
0210 - P E R S	72	-	-		-		-	-	
0220 - Social Security Admin	77	-	-		-		-	-	
0231 - Workers Compensation	6	-	-		-		-	-	
0232 - Unemployment Compensation	2	-	-		-		-	-	
Total Function 2528:	1,160								
2542 - Care/Upkeep Of Buildings									
0112 - Classified Salaries	-	6,501	-		-		-	-	
0210 - P E R S	-	1,269	-		-		-	-	
0220 - Social Security Admin	-	437	-		-		-	-	
0231 - Workers Compensation	-	126	-		-		-	-	
0232 - Unemployment Compensation	-	12	-		-		-	-	
0244 - Life Insurance	-	1	-		-		-	-	
0245 - Disability Insurance	-	6	-		-		-	-	
0247 - Classified Health Ins.	-	220	-		-		-	-	
0322 - Repair And Maintenance	-	15,231	5,000		5,150		5,150	5,150	
0341 - In-District Travel	-	22	-		-		-	-	
0389 - Other Noninstruct Service	-	9,984	-		-		-	-	
0410 - Consumable Supplies	1,250	2,237	-		-		-	-	
0460 - Nonconsumable Items	-	9,596	-		-		-	-	
0480 - Non Consum Tech Supplies	2,280	8,597	-		-		-	-	
Total Function 2542:	3,530	54,239	5,000		5,150		5,150	5,150	
2546 - Security Services									
0410 - Consumable Supplies	282	247	-		-		-	-	
2547 - District Repair & Maint.									
0322 - Repair And Maintenance	-	3,135	-		-		-	-	
2549 - Other Oper/Maint Of Plant									
0114 - Supervisory Salaries	28,323	19,891	63,071	1.50	-		-	-	
0210 - P E R S	6,005	4,335	11,672		-		-	-	
0220 - Social Security Admin	2,112	1,486	4,738		-		-	-	
0231 - Workers Compensation	152	112	439		-		-	-	
0232 - Unemployment Compensation	58	41	130		-		-	-	
0241 - Admin Medical Insurance	6,553	4,576	13,052		-		-	-	
0242 - Admin Dental Insurance	881	607	1,611		1,611		1,611	1,611	
0244 - Life Insurance	84	57	151		151		151	151	
0245 - Disability Insurance	41	28	74		74		74	74	
0248 - District Paid Tsa	300	200	630		630		630	630	
0460 - Nonconsumable Items	-	3,995	-		-		-	-	
Total Function 2549:	44,510	35,328	95,568	1.50	2,466		2,466	2,466	
2552 - Vehicle Operation Service									
0655 - Judgments/Settlements	52,658	-	65,000		66,950		66,950	66,950	
2554 - Vehicle Service & Maint									
0322 - Repair And Maintenance	-	12,337	15,000		15,450		15,450	15,450	
0655 - Judgments/Settlements	-	1,425	-		-		-	-	
Total Function 2554:	-	13,762	15,000		15,450		15,450	15,450	
2570 - Internal Services									
0114 - Supervisory Salaries	-	20,809	-		63,689	1.00	63,689	63,689	1.00
0210 - P E R S	-	4,625	-		13,607		13,607	13,607	
0220 - Social Security Admin	-	1,597	-		4,992		4,992	4,992	
0231 - Workers Compensation	-	144	-		404		404	404	
0232 - Unemployment Compensation	-	44	-		137		137	137	
0241 - Admin Medical Insurance	-	4,669	-		-		-	-	

	2013/14	2014/15	2015/16	2016/17	2016/17	2016/17
	Actuals	Actuals	Adopted Budget	Proposed	Approved	Adopted
	\$	\$	\$ FTE	\$ FTE	\$	\$ FTE
0242 - Admin Dental Insurance	-	614	-	-	-	-
0244 - Life Insurance	-	57	-	-	-	-
0245 - Disability Insurance	-	28	-	-	-	-
0248 - District Paid Tsa	-	200	-	-	-	-
0341 - In-District Travel	-	523	-	1,568	1,568	1,568
0342 - Out-Of-District Travel	596	3,731	-	-	-	-
0382 - Legal Services	-	-	1,000	1,030	1,030	1,030
0389 - Other Noninstruct Service	23,330	22,500	16,000	16,480	16,480	16,480
0410 - Consumable Supplies	987	2,245	10,000	10,300	10,300	10,300
0460 - Nonconsumable Items	2,429	1,306	-	-	-	-
0470 - Computer Software	-	3,391	-	-	-	-
0480 - Non Consum Tech Supplies	1,068	2,549	-	-	-	-
0640 - Dues And Fees	-	420	-	-	-	-
0651 - Liability Insurance	100,973	-	125,000	125,000	125,000	125,000
0652 - Fidelity Bond Premiums	610	610	-	-	-	-
0653 - Property Ins. Premiums	15,798	15,051	238,932	238,932	238,932	238,932
0655 - Judgments/Settlements	8,319	7,945	15,000	17,585	17,585	17,585
0659 - Other Insurance/Judgments	302,659	257,303	90,000	92,700	92,700	92,700
Total Function 2570:	456,769	350,360	495,932	586,424 1.00	586,424	586,424 1.00
2579 - Other Internal Services						
0410 - Consumable Supplies	-	63	-	-	-	-
0655 - Judgments/Settlements	660	-	-	-	-	-
Total Function 2579:	660	63	-	-	-	-
2640 - Staff Services						
0460 - Nonconsumable Items	-	763	-	-	-	-
2664 - Operations Services						
0470 - Computer Software	14,810	9,750	-	-	-	-
0480 - Non Consum Tech Supplies	259	-	-	-	-	-
Total Function 2664:	15,069	9,750	-	-	-	-
4150 - Bldg Acq,Const & Improve						
0520 - Buildings-Acquis/Improve	-	-	125,000	125,000	125,000	125,000
5200 - Transfer Of Funds						
0710 - Fund Modifications	250,000	250,000	-	-	-	-
Total Requirements:	826,885	723,183	803,500 1.50	853,500 1.00	853,500	853,500 1.00

Oregon City School District
700 - Trust and Agency Fund Resources
Total: \$3,758,443
July 01, 2016 to June 30, 2017

	2013/14	2014/15	2015/16		2016/17		2016/17	2016/17	
	Actuals	Actuals	Adopted Budget		Proposed		Approved	Adopted	
	\$	\$	\$	FTE	\$	FTE	\$	\$	FTE
1510 - Interest On Investments	-	1,431	1,760		1,760		1,760	1,760	
1720 - Excurr. Bookstore	420	640	2,500		2,500		2,500	2,500	
1740 - Ex-Curricular Fees	3,453	4,437	12,000		12,000		12,000	12,000	
1760 - Fund Raising	7,612	1,448	8,000		8,000		8,000	8,000	
1790 - Other Ex-Curr. Activities	1,727	9,000	13,000		13,000		13,000	13,000	
1920 - Gifts From Private Source	3,143	9,263	26,000		26,000		26,000	26,000	
1943 - Services Provided to Charter Schools	823	-	1,000		1,000		1,000	1,000	
1990 - Misc Local Revenue	-	91	1,000		1,000		1,000	1,000	
3101 - State School Fund	2,174,428	2,642,221	2,935,755		3,295,683		3,295,683	3,295,683	
5400 - Beginning Fund Balance	-	-	360,650		397,500		397,500	397,500	
Total Resources:	2,191,607	2,668,531	3,361,665		3,758,443		3,758,443	3,758,443	

Oregon City School District
700 - Trust and Agency Fund Requirements
Total: \$3,758,443
July 01, 2016 to June 30, 2017

	2013/14 Actuals	2014/15 Actuals	2015/16 Adopted Budget		2016/17 Proposed		2016/17 Approved	2016/17 Adopted	
	\$	\$	\$	FTE	\$	FTE	\$	\$	FTE
1121 - Middle School Instruction									
0111 - Licensed Salaries	29,236	46,149	56,359	0.95	55,383	0.89	55,383	55,383	0.89
0121 - Substitutes-Licensed	632	146	-	-	-	-	-	-	-
0210 - P E R S	4,509	9,831	10,429	-	9,601	-	9,601	9,601	-
0220 - Social Security Admin	2,169	3,471	4,273	-	4,236	-	4,236	4,236	-
0231 - Workers Compensation	161	288	372	-	343	-	343	343	-
0232 - Unemployment Compensation	60	95	117	-	117	-	117	117	-
0244 - Life Insurance	58	71	79	-	79	-	79	79	-
0245 - Disability Insurance	99	129	144	-	144	-	144	144	-
0246 - Certified Health Ins.	10,434	9,213	10,458	-	14,167	-	14,167	14,167	-
Total Function 1121:	47,359	69,394	82,231	0.95	84,070	0.89	84,070	84,070	0.89
1122 - Mid Sch Extra-Curricular									
0640 - Dues And Fees	150	-	-	-	-	-	-	-	-
1131 - High School Instruction									
0111 - Licensed Salaries	479,952	679,971	917,741	17.05	1,020,016	17.76	1,020,016	1,020,016	17.76
0112 - Classified Salaries	182,286	147,569	235,482	10.36	173,481	7.69	173,481	173,481	7.69
0121 - Substitutes-Licensed	36,244	39,646	27,000	-	27,000	-	27,000	27,000	-
0122 - Substitutes-Classified	1,793	4,342	500	-	500	-	500	500	-
0131 - Extended Duty Salaries	50,046	45,224	38,747	-	101,500	-	101,500	101,500	-
0132 - Extra Duty Contracts	-	-	-	-	5,842	-	5,842	5,842	-
0210 - P E R S	146,946	182,470	244,466	-	233,864	-	233,864	233,864	-
0220 - Social Security Admin	56,001	68,157	91,851	-	101,638	-	101,638	101,638	-
0231 - Workers Compensation	4,210	5,798	10,168	-	8,226	-	8,226	8,226	-
0232 - Unemployment Compensation	1,536	1,871	4,535	-	2,790	-	2,790	2,790	-
0243 - District Paid MSA	500	1,171	313	-	313	-	313	313	-
0244 - Life Insurance	1,430	1,592	2,090	-	2,090	-	2,090	2,090	-
0245 - Disability Insurance	2,483	2,824	3,738	-	3,738	-	3,738	3,738	-
0246 - Certified Health Ins.	135,187	182,269	243,991	-	279,539	-	279,539	279,539	-
0247 - Classified Health Ins.	108,432	86,630	131,277	-	125,147	-	125,147	125,147	-
0251 - OSEA HRA Benefit	1,492	2,536	2,410	-	2,410	-	2,410	2,410	-
0310 - Prof/Tech Services	5,052	-	-	-	-	-	-	-	-
0322 - Repair And Maintenance	1,387	2,181	4,800	-	4,839	-	4,839	4,839	-
0324 - Rental And Lease	3,866	2,805	3,000	-	3,000	-	3,000	3,000	-
0371 - Tuition To Other District	145,914	239,802	150,000	-	154,500	-	154,500	154,500	-
0374 - Other Tuition	24,125	21,494	-	-	150,000	-	150,000	150,000	-
0389 - Other Noninstruct Service	3,120	-	-	-	-	-	-	-	-
0410 - Consumable Supplies	52,715	27,721	25,000	-	25,750	-	25,750	25,750	-
0420 - Textbooks	17,113	8,212	6,000	-	6,180	-	6,180	6,180	-
0440 - Periodicals	109	405	500	-	515	-	515	515	-
0460 - Nonconsumable Items	8,348	1,671	2,000	-	2,060	-	2,060	2,060	-
0470 - Computer Software	40,135	33,245	35,250	-	35,258	-	35,258	35,258	-
0480 - Non Consum Tech Supplies	25,487	38,604	11,000	-	11,030	-	11,030	11,030	-
0640 - Dues And Fees	3,530	980	6,000	-	3,214	-	3,214	3,214	-
Total Function 1131:	1,539,438	1,829,192	2,197,859	27.41	2,484,440	25.45	2,484,440	2,484,440	25.45
1132 - High Sch Extra-Curricular									
0310 - Prof/Tech Services	213	-	-	-	-	-	-	-	-
0324 - Rental And Lease	-	1,437	11,000	-	-	-	-	-	-
0342 - Out-Of-District Travel	238	101	-	-	-	-	-	-	-
0343 - Student Trav,Out-Of-Dist	-	-	5,000	-	5,000	-	5,000	5,000	-
0389 - Other Noninstruct Service	227	-	-	-	-	-	-	-	-
0410 - Consumable Supplies	12,096	18,347	32,900	-	60,400	-	60,400	60,400	-
0450 - Food	28	276	2,500	-	1,000	-	1,000	1,000	-
0480 - Non Consum Tech Supplies	-	201	2,500	-	2,500	-	2,500	2,500	-
0640 - Dues And Fees	5,000	7,900	-	-	-	-	-	-	-
Total Function 1132:	17,802	28,262	53,900		68,900		68,900	68,900	
2122 - Counseling Services									
0111 - Licensed Salaries	116,855	114,201	124,016	2.00	144,889	2.00	144,889	144,889	2.00
0112 - Classified Salaries	1,244	-	-	-	-	-	-	-	-
0129 - Temporary - Professional Employee	-	18,025	-	-	-	-	-	-	-
0210 - P E R S	27,969	28,777	22,681	-	27,000	-	27,000	27,000	-
0220 - Social Security Admin	10,299	10,316	9,375	-	11,084	-	11,084	11,084	-
0231 - Workers Compensation	718	814	807	-	897	-	897	897	-
0232 - Unemployment Compensation	283	283	257	-	304	-	304	304	-
0244 - Life Insurance	164	164	164	-	164	-	164	164	-
0245 - Disability Insurance	330	330	330	-	330	-	330	330	-
0246 - Certified Health Ins.	16,531	17,255	18,161	-	31,924	-	31,924	31,924	-
0247 - Classified Health Ins.	148	-	-	-	-	-	-	-	-
0389 - Other Noninstruct Service	16,920	2,863	4,000	-	4,120	-	4,120	4,120	-
0410 - Consumable Supplies	694	-	-	-	-	-	-	-	-
Total Function 2122:	192,157	193,030	179,791	2.00	220,712	2.00	220,712	220,712	2.00
2222 - Library/Media Center									
0410 - Consumable Supplies	360	-	-	-	-	-	-	-	-

	2013/14	2014/15	2015/16		2016/17		2016/17	2016/17	
	Actuals	Actuals	Adopted Budget	FTE	Proposed	FTE	Approved	Adopted	
	\$	\$	\$		\$		\$	\$	FTE
0470 - Computer Software	-	-	650		650		650	650	
Total Function 2222:	360	-	650		650		650	650	
2223 - Multimedia Services									
0470 - Computer Software	82	139	-		-		-	-	
2240 - Instructional Staff Dev.									
0121 - Substitutes-Licensed	598	-	-		-		-	-	
0210 - P E R S	36	-	-		-		-	-	
0220 - Social Security Admin	46	-	-		-		-	-	
0231 - Workers Compensation	3	-	-		-		-	-	
0232 - Unemployment Compensation	1	-	-		-		-	-	
0249 - Tuition	4,015	4,619	3,500		3,500		3,500	3,500	
0342 - Out-Of-District Travel	7,734	1,296	1,000		1,030		1,030	1,030	
0389 - Other Noninstruct Service	457	-	-		-		-	-	
0410 - Consumable Supplies	159	43	-		-		-	-	
Total Function 2240:	13,049	5,958	4,500		4,530		4,530	4,530	
2410 - Office Of The Principal									
0112 - Classified Salaries	49,739	37,771	37,000	1.00	68,600	2.00	68,600	68,600	2.00
0113 - Administrative Salaries	127,242	198,749	199,687	2.00	200,687	2.00	200,687	200,687	2.00
0210 - P E R S	38,229	51,918	45,957		43,992		43,992	43,992	
0220 - Social Security Admin	13,229	17,643	17,684		20,995		20,995	20,995	
0231 - Workers Compensation	959	1,427	1,582		1,699		1,699	1,699	
0232 - Unemployment Compensation	363	483	884		577		577	577	
0241 - Admin Medical Insurance	19,236	28,097	29,777		33,030		33,030	33,030	
0242 - Admin Dental Insurance	2,374	3,660	3,369		3,369		3,369	3,369	
0244 - Life Insurance	489	681	631		631		631	631	
0245 - Disability Insurance	484	537	527		527		527	527	
0247 - Classified Health Ins.	16,108	7,930	8,827		15,570		15,570	15,570	
0248 - District Paid Tsa	815	1,200	1,200		1,200		1,200	1,200	
0251 - OSEA HRA Benefit	385	-	-		1,103		1,103	1,103	
0310 - Prof/Tech Services	841	-	1,000		1,000		1,000	1,000	
0322 - Repair And Maintenance	155	-	-		-		-	-	
0324 - Rental And Lease	725	420	-		-		-	-	
0341 - In-District Travel	3,494	4,733	4,704		4,608		4,608	4,608	
0342 - Out-Of-District Travel	1,336	2,095	2,000		2,060		2,060	2,060	
0351 - Telephone	588	540	540		551		551	551	
0353 - Postage	225	-	-		-		-	-	
0354 - Advertising	1,124	4,460	13,500		13,680		13,680	13,680	
0381 - Audit Services	8,370	8,550	8,000		8,120		8,120	8,120	
0389 - Other Noninstruct Service	677	726	2,000		2,015		2,015	2,015	
0410 - Consumable Supplies	8,975	17,607	14,780		14,938		14,938	14,938	
0413 - Graduation Supplies	2,224	-	-		2,500		2,500	2,500	
0440 - Periodicals	300	254	-		-		-	-	
0460 - Nonconsumable Items	2,360	5,989	2,900		7,000		7,000	7,000	
0470 - Computer Software	-	90	-		1,500		1,500	1,500	
0640 - Dues And Fees	5,625	16,158	16,000		25,480		25,480	25,480	
0651 - Liability Insurance	5,466	5,648	6,000		6,180		6,180	6,180	
Total Function 2410:	312,139	417,366	418,549	3.00	481,612	4.00	481,612	481,612	4.00
2542 - Care/Upkeep Of Buildings									
0112 - Classified Salaries	24,933	38,462	38,784	1.00	39,196	1.00	39,196	39,196	1.00
0122 - Substitutes-Classified	1,165	394	-		-		-	-	
0210 - P E R S	5,533	8,454	7,178		7,255		7,255	7,255	
0220 - Social Security Admin	1,767	2,855	2,848		2,998		2,998	2,998	
0231 - Workers Compensation	951	1,481	1,494		243		243	243	
0232 - Unemployment Compensation	48	78	79		82		82	82	
0244 - Life Insurance	33	49	50		50		50	50	
0245 - Disability Insurance	190	272	273		273		273	273	
0247 - Classified Health Ins.	10,054	12,557	12,618		15,570		15,570	15,570	
0251 - OSEA HRA Benefit	583	580	564		551		551	551	
0322 - Repair And Maintenance	662	2,066	15,363		14,909		14,909	14,909	
0324 - Rental And Lease	392	-	-		-		-	-	
0351 - Telephone	964	1,380	100		100		100	100	
0389 - Other Noninstruct Service	354	371	250		258		258	258	
0410 - Consumable Supplies	3,420	12,483	10,000		2,500		2,500	2,500	
0460 - Nonconsumable Items	-	916	5,000		5,000		5,000	5,000	
Total Function 2542:	51,049	82,398	94,601	1.00	88,985	1.00	88,985	88,985	1.00
2547 - District Repair & Maint.									
0410 - Consumable Supplies	297	-	-		-		-	-	
2552 - Vehicle Operation Service									
0124 - Temporary-Classified	704	-	-		-		-	-	
0210 - P E R S	149	-	-		-		-	-	
0220 - Social Security Admin	54	-	-		-		-	-	
0231 - Workers Compensation	4	-	-		-		-	-	
0232 - Unemployment Compensation	1	-	-		-		-	-	
0331 - Reimb. Student Transp	24,293	31,749	19,000		16,500		16,500	16,500	
0332 - Non-Reimb Student Transp	410	-	-		-		-	-	
Total Function 2552:	25,616	31,749	19,000		16,500		16,500	16,500	
2570 - Internal Services									

	2013/14 Actuals	2014/15 Actuals	2015/16 Adopted Budget		2016/17 Proposed		2016/17 Approved	2016/17 Adopted	
	\$	\$	\$	FTE	\$	FTE	\$	\$	FTE
0653 - Property Ins. Premiums	5,588	-	-		-		-	-	
2664 - Operations Services									
0112 - Classified Salaries	6,035	6,649	7,154	0.25	7,660	0.25	7,660	7,660	0.25
0210 - P E R S	1,279	1,445	1,324		1,238		1,238	1,238	
0220 - Social Security Admin	462	482	520		586		586	586	
0231 - Workers Compensation	35	46	50		48		48	48	
0232 - Unemployment Compensation	13	13	14		16		16	16	
0244 - Life Insurance	12	12	12		12		12	12	
0245 - Disability Insurance	54	54	54		54		54	54	
0247 - Classified Health Ins.	3,688	3,787	3,788		3,892		3,892	3,892	
0351 - Telephone	-	-	500		500		500	500	
0356 - Telecomm. Circuits	-	-	658		678		678	678	
Total Function 2664:	11,578	12,489	14,074	0.25	14,684	0.25	14,684	14,684	0.25
3371 - Scholarship Services									
0374 - Other Tuition	19,000	24,500	30,500		30,890		30,890	30,890	
7000 - Unappr. Ending Fund Bal.									
0820 - Reserve For Next Year	-	-	266,010		262,470		262,470	262,470	
Total Requirements:	2,235,664	2,694,477	3,361,665	34.61	3,758,443	33.59	3,758,443	3,758,443	33.59

End of Report